




Hermetical Sealed Absorptive Voltage Control Attenuator 4 - 30GHz

Features

- Wide Band Operation 4-30GHz
- Wide Attenuation Range 30dB
- Series-Shunt Reflective Topology
- Single Control Operation
- Customization available upon request



Parameters	Min	Typ.	Max	Min	Typ.	Max	Min	Typ.	Max	Units
Frequency Range	4-16		16-24		24-30					GHz
Attenuation Range		30			35			40		dB
Insertion Loss		3.5	4		4	4.5		4.5	5.0	dB
Insertion Loss Temperature Coefficient		0.05			0.05			0.05		dB/ °C
Input VSWR		1.7	2.2		1.7	2.2		1.7	2.2	: 1
Output VSWR		1.8	2.2		1.8	2.2		1.8	2.2	: 1
0.1dB Compression Point (P0.1dB)		25			25			25		dBm
Input Ip3		28			28			28		dBm
Switching Speed	100									ns
Control Voltage	-3~0									V
Weight	0.35									ounces
Impedance	50									Ω
current	5									mA
Input / Output Connectors	2.92mm-Female									
Finish	Gold Plating									
Material	Aluminum									
Sealing	Hermetically Sealed									



Absolute Maximum Ratings

Control Voltage	-5V ~ +1V
RF Input power	+30dBm

Environmental Specifications

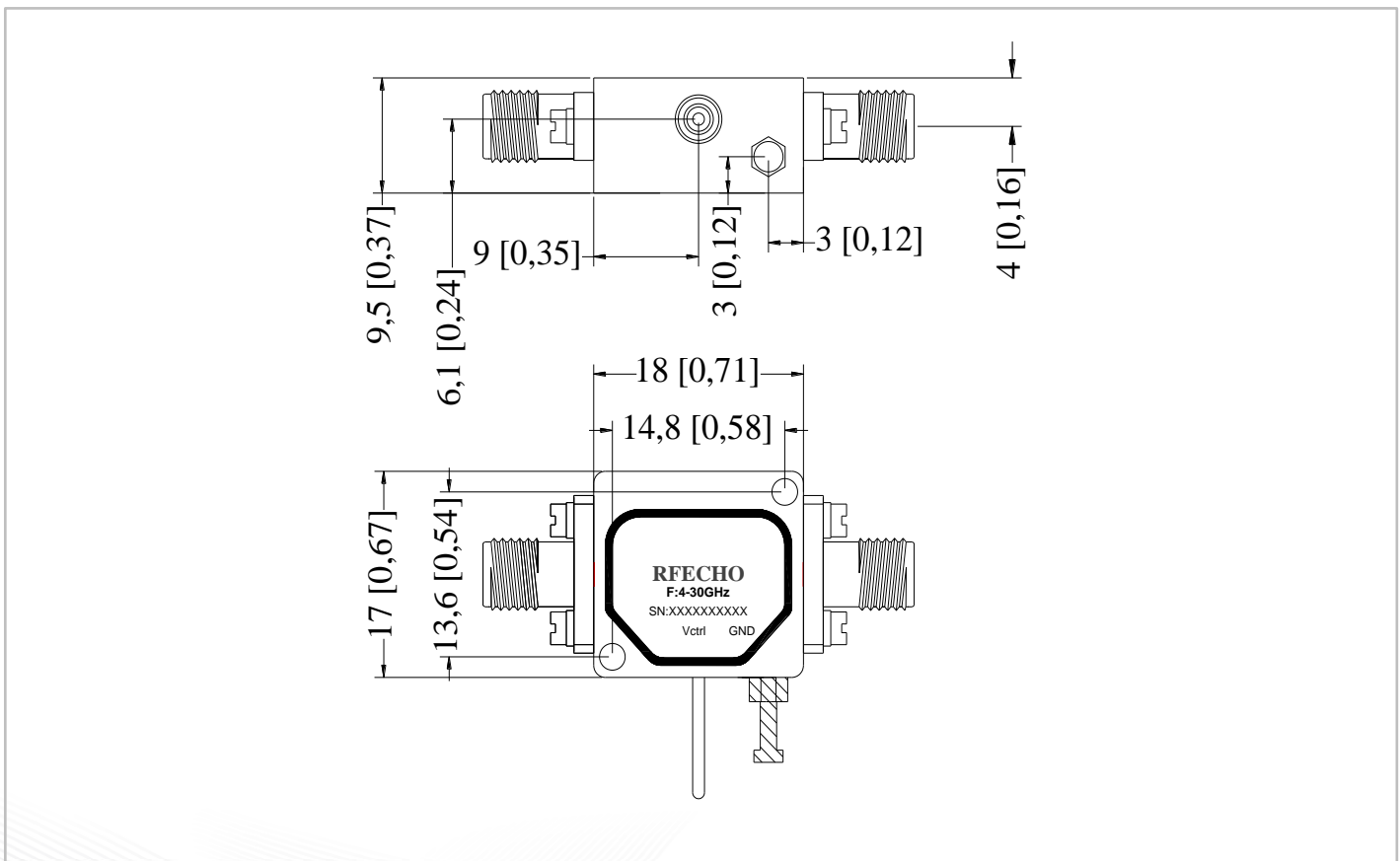
Operational Temperature	-40°C~+85°C
Storage Temperature	-50°C~+105°C
Altitude	30,000 ft. (Epoxy Sealed Controlled environment)
	60,000 ft. 1.0psi min (Hermetically Sealed Un-controlled environment) (Optional)
Vibration	25g RMS (15 degrees 2KHz) endurance, 1 hour per axis
Humidity	100% RH at 35°C, 95%RH at 40°C
Shock	20G for 11msec half sine wave, 3 axis both directions

Ordering Information

Part No.	Description
DBVA3004003000B	4-30GHz Voltage Control Attenuator


Outline Drawing:

All Dimensions in mm (inches)

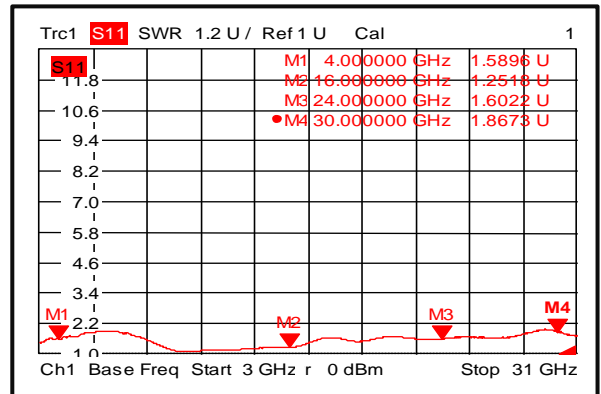




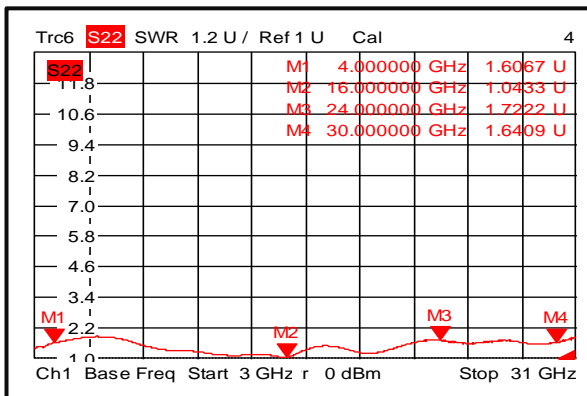
Insertion Loss @+25°C



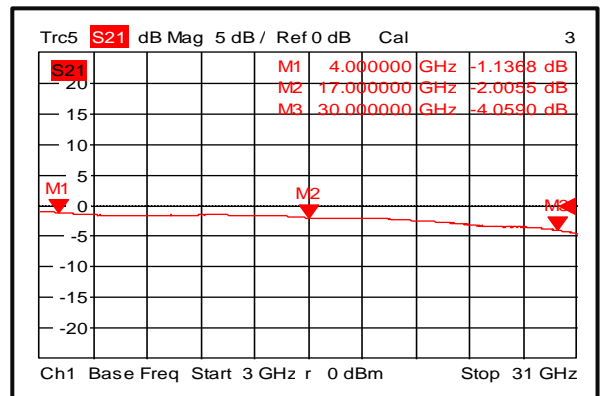
Input VSWR @+25°C



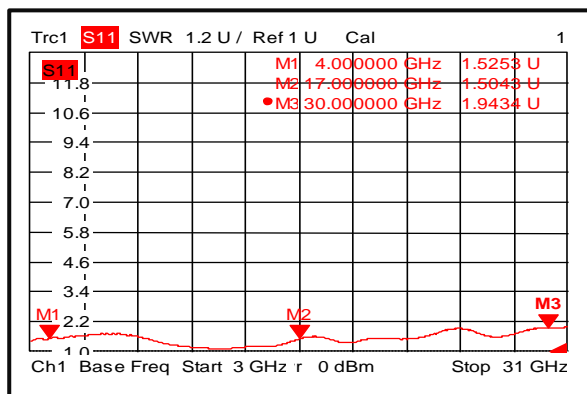
Output VSWR @+25°C



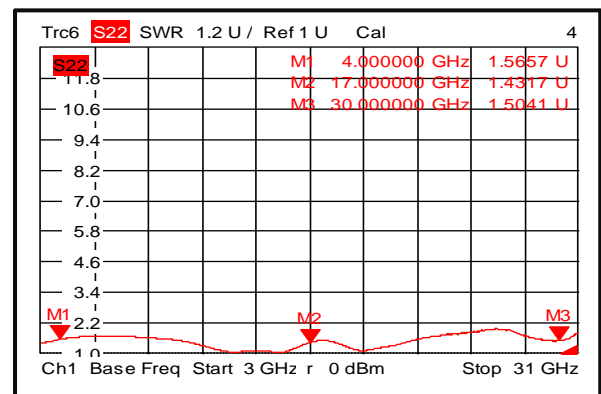
Insertion Loss @-40°C



Input VSWR @-40°C

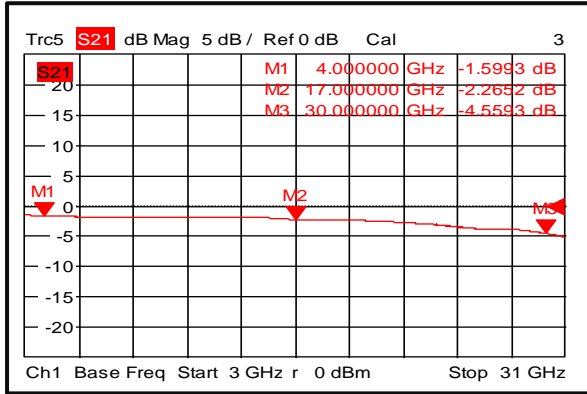


Output VSWR @-40°C

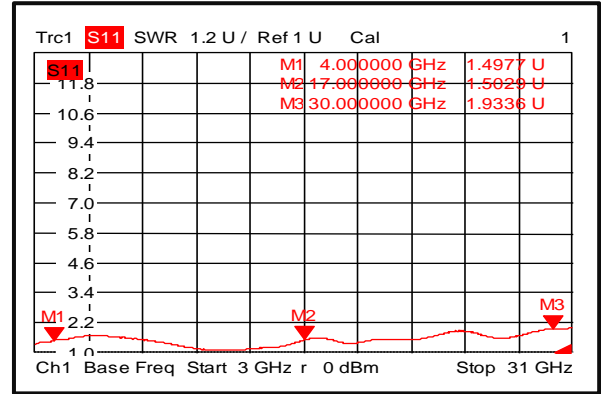




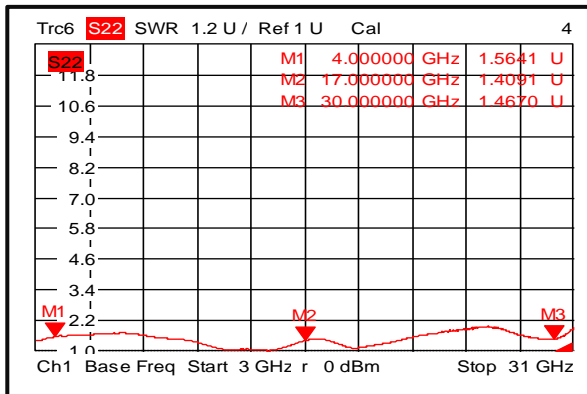
Insertion Loss @+85°C



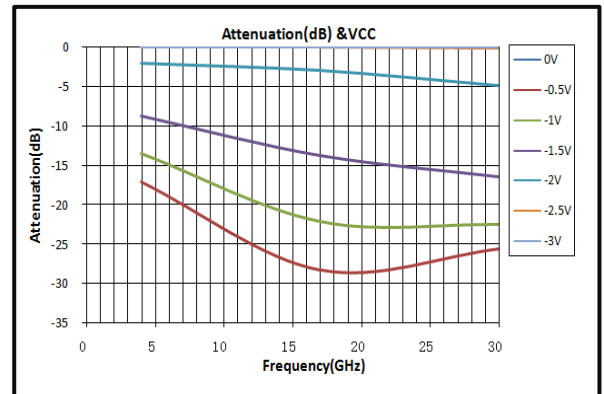
Input VSWR @+85°C



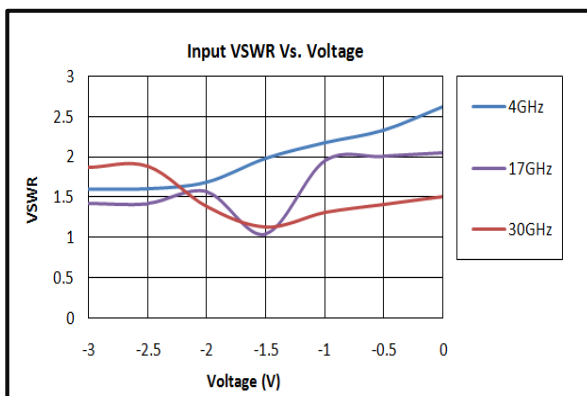
Output VSWR @+85°C



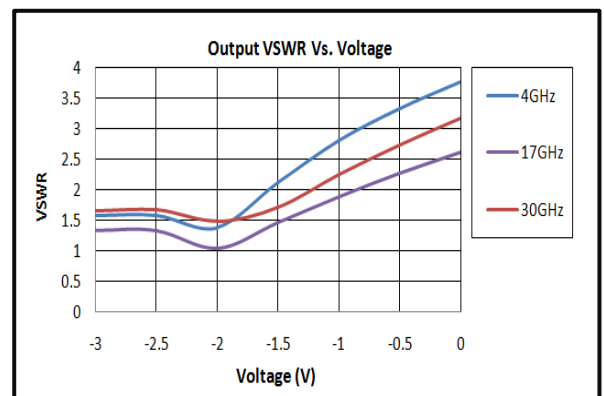
Attenuation vs. Frequency



Input VSWR Vs. Voltage

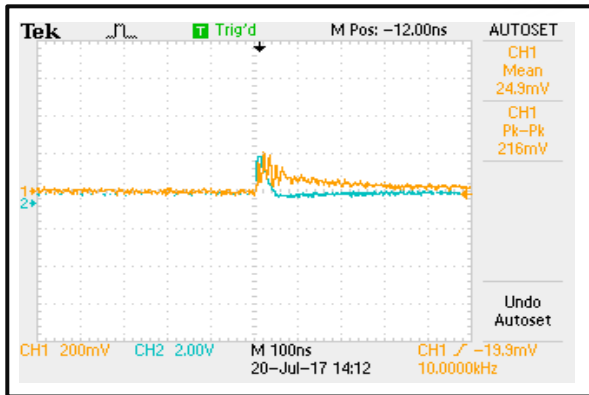


Output VSWR Vs. Voltage

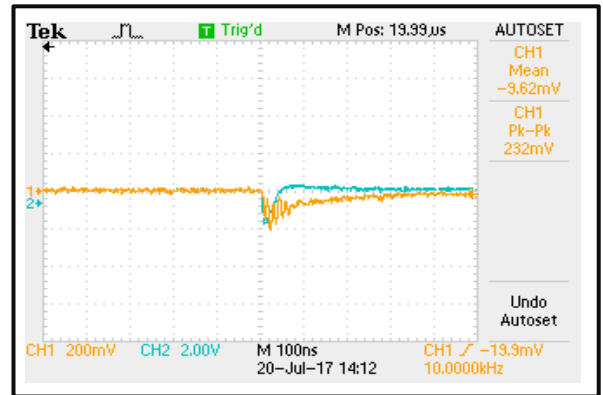




Speed



Speed



Attenuation vs. Control Voltage

