




# Absorptive Digital Control Attenuator 0.1-18GHz

## Features

- Ultra Wide Band Operation 0.1-18GHz
- 0.5dB LSB Steps to 127.5dB
- Single Positive Control Line Per Bit
- Customization available upon request



Parameters	Min.	Typ.	Max.	Min.	Typ.	Max.	Units
Frequency Range	0.1~6		6~18				GHz
Attenuation Range			127.5			127.5	dB
Insertion Loss		11	15		19.5	21.5	dB
Insertion Loss Temperature Coefficient		0.01			0.01		dB/ °C
Attenuation Flatness: (Referenced to Insertion Loss)		±2.0	±3.0		±4.0	±5.0	dB
Control Bits			8			8	Bit
Control Step size	0.5			0.5			dB
Input VSWR( All Atten. States)		1.9	2.5		1.9	2.2	: 1
Output VSWR ( All Atten. States)		1.9	2.5		1.9	2.2	: 1
Input 0.1 dB Compression Point (P0.1dB)		25			25		dBm
IP3 Input		45			45		dBm
Switching Speed	200						ns
Weight	2.12						ounces
Impedance	50						Ω
Bias Current ( +5V / - 5V )	140/140						mA
Input / Output Connectors	SMA-Female						
Interface and control connertor	MICRO-D15(Female)						
Finish	Gold Plated						
Material	Aluminum						
Sealing	Hermetically Sealed ( optional )						



### Absolute Maximum Ratings

Biasing	+5V±10%/-5V±10%
TTL Control Voltage	0~0.8V/2.8~5V

### Environmental Specifications

Operational Temperature	-40°C~+85°C
Storage Temperature	-50°C~+105°C
Altitude	30,000 ft. (Epoxy Sealed Controlled environment)
	60,000 ft. 1.0psi min (Hermetically Sealed Un-controlled environment) (Optional)
Vibration	25g RMS (15 degrees 2KHz) endurance, 1 hour per axis
Humidity	100% RH at 35°C, 95%RH at 40°C
Shock	20G for 11msec half sine wave, 3 axis both directions

### Ordering Information

Part No.	Description
DBDA0800101800A	0.1-18GHz Digital Control Attenuator

### Outline Drawing:

All Dimensions in mm (inches)

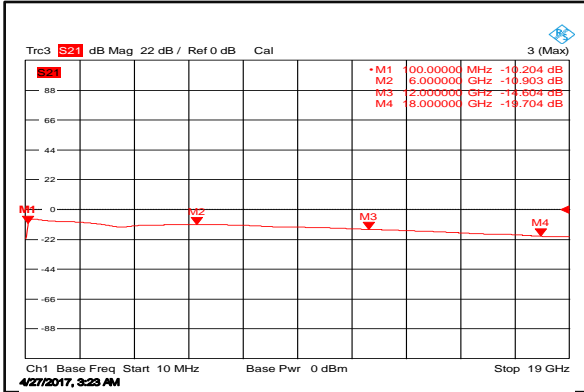
**MICRO-D15-Female**

**Truth Table**

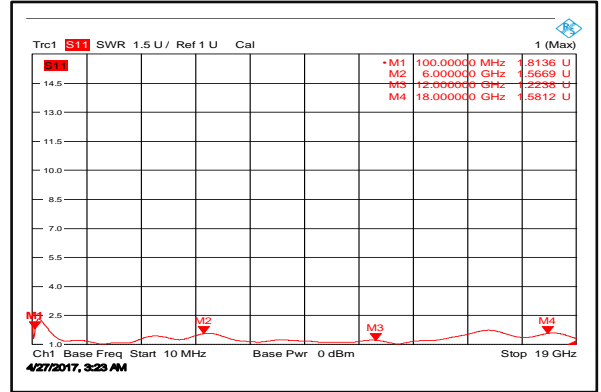
Control Voltage Input							Attenuation state	
C8	C7	C6	C5	C4	C3	C2		C1
1	1	1	1	1	1	1	1	Reference IL
1	1	1	1	1	1	1	0	0.5dB
1	1	1	1	1	1	0	1	1dB
1	1	1	1	1	0	1	1	2dB
1	1	1	1	0	1	1	1	4dB
1	1	1	0	1	1	1	1	8dB
1	1	0	1	1	1	1	1	16dB
1	0	1	1	1	1	1	1	32dB
0	1	1	1	1	1	1	1	64dB
0	0	0	0	0	0	0	0	127.5dB



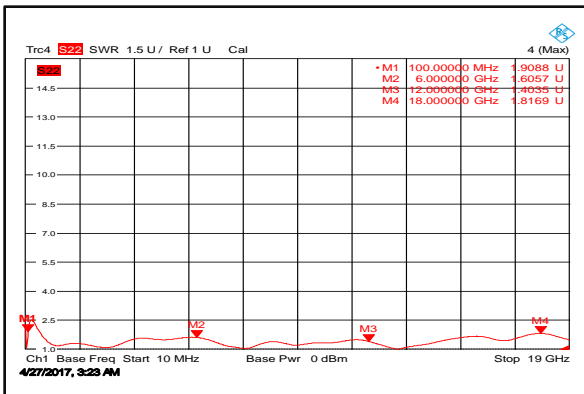
### Insertion Loss



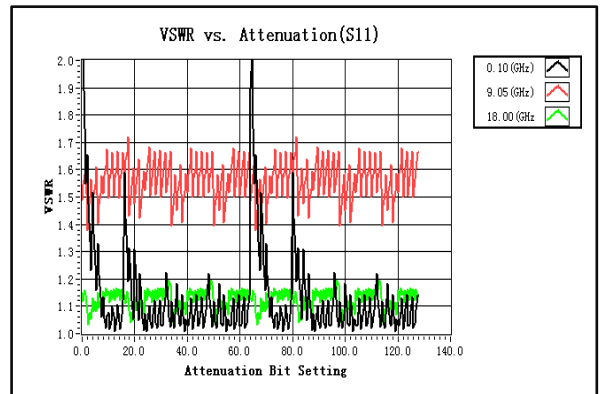
### Input VSWR



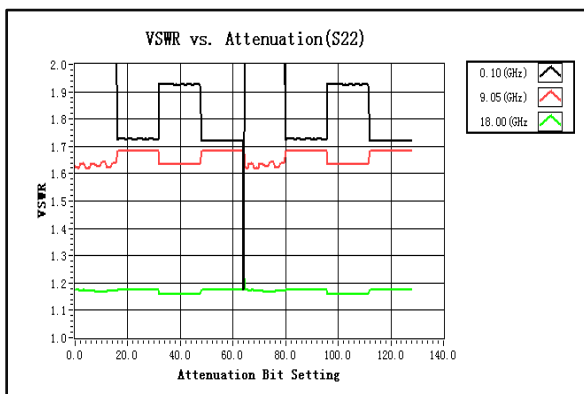
### Output VSWR



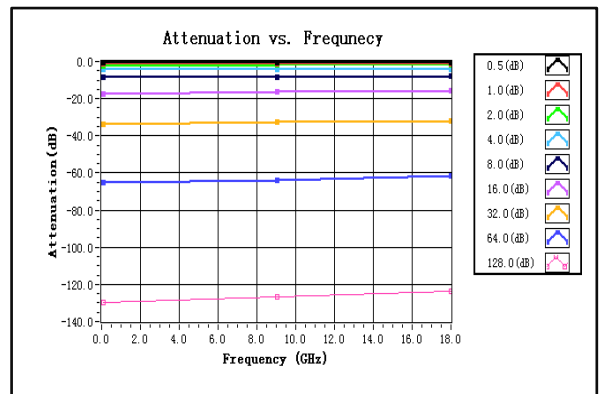
### VSWR vs. Attenuation(S11)



### VSWR vs. Attenuation(S22)

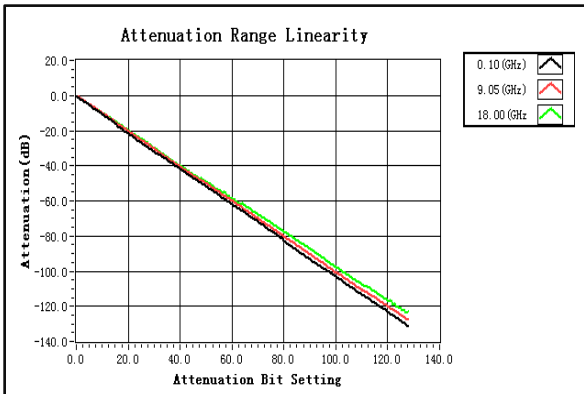


### Attenuation Flatness vs. Frequency

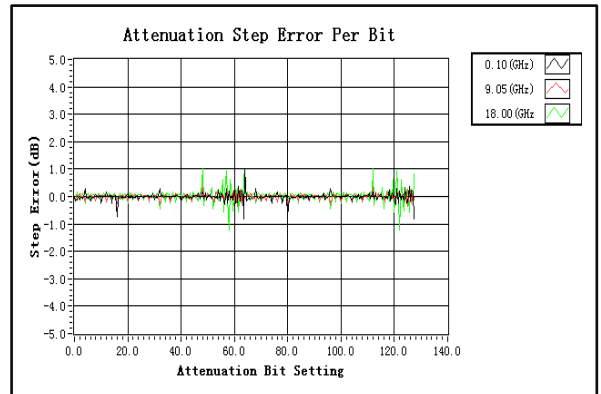




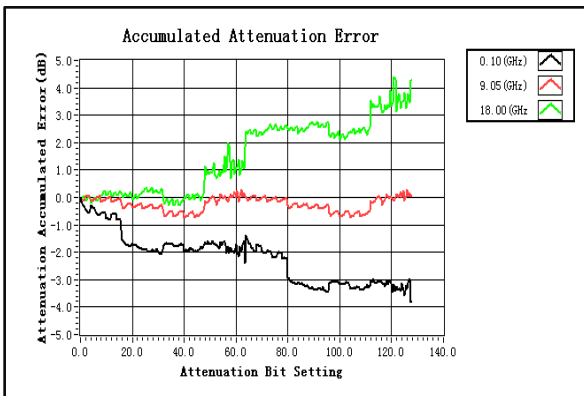
### Attenuation Range Linearity



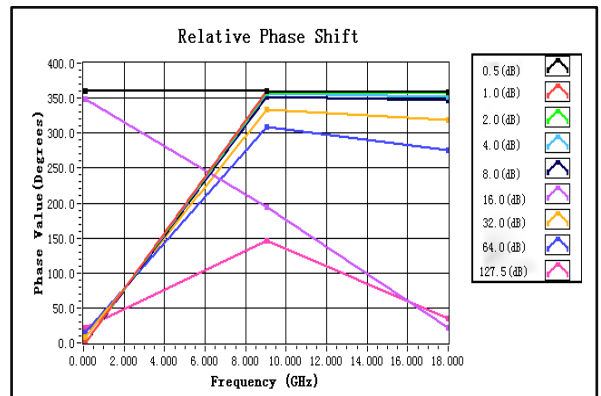
### Attenuation Step Error Per Bit (dB)



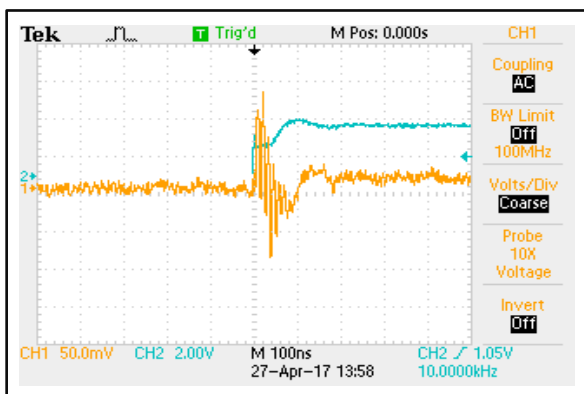
### Accumulated Attenuation Error (dB)



### Relative Phase Shift



### Speed



### Speed

