




ACPR Emission Compressed A/C Power Amplifier 0.7GHz~ 3GHz

Features

- High Output Power > 36dBm.
- High peak to average handling capability.
- High linearity and low noise figure.
- Convenient AC Power Input. (AC 110V/220V)
- Integrated Heat Sink and Fan.

028-OACPA00700600C



Typical Applications

- Wireless Infrastructure
- 5G communication
- Test and measurement Instrument

RF Microwave & VSAT
Fiber Optics

Parameters	Min.	Typ.	Max.	Units
Frequency Range	0.7		3.0	GHz
Gain	39	41	45	dB
Gain Flatness		±1.0	±1.5	dB
Gain Variation Over Temperature (-40°C~+85°C)		±1.5		dB
Input VSWR		1.5	2.0	:1
Output 1 dB Compression Point (P1dB)	34	36		dBm
Saturated Output Power (Psat)		38		dBm
IM3		25		dBc
Supply Current		700	1200	mA
Isolation S12		-60		dB

Weight	120 ounces	Impedance	50ohms
Input /Output Connectors	SMA-Female	Material	Aluminum
Finish	Gray Painted		



Absolute Maximum Ratings

Supply Voltage	AC 110~240V
RF Input Power(RFIN)	+2dBm

Biasing Up Procedure

Step 1	Connect input and output with 50 Ohm source and load with in band return loss better than 10dB.
Step 2	Connect AC Plug
Step 3	Flip switch to "ON" position

Power OFF Procedure

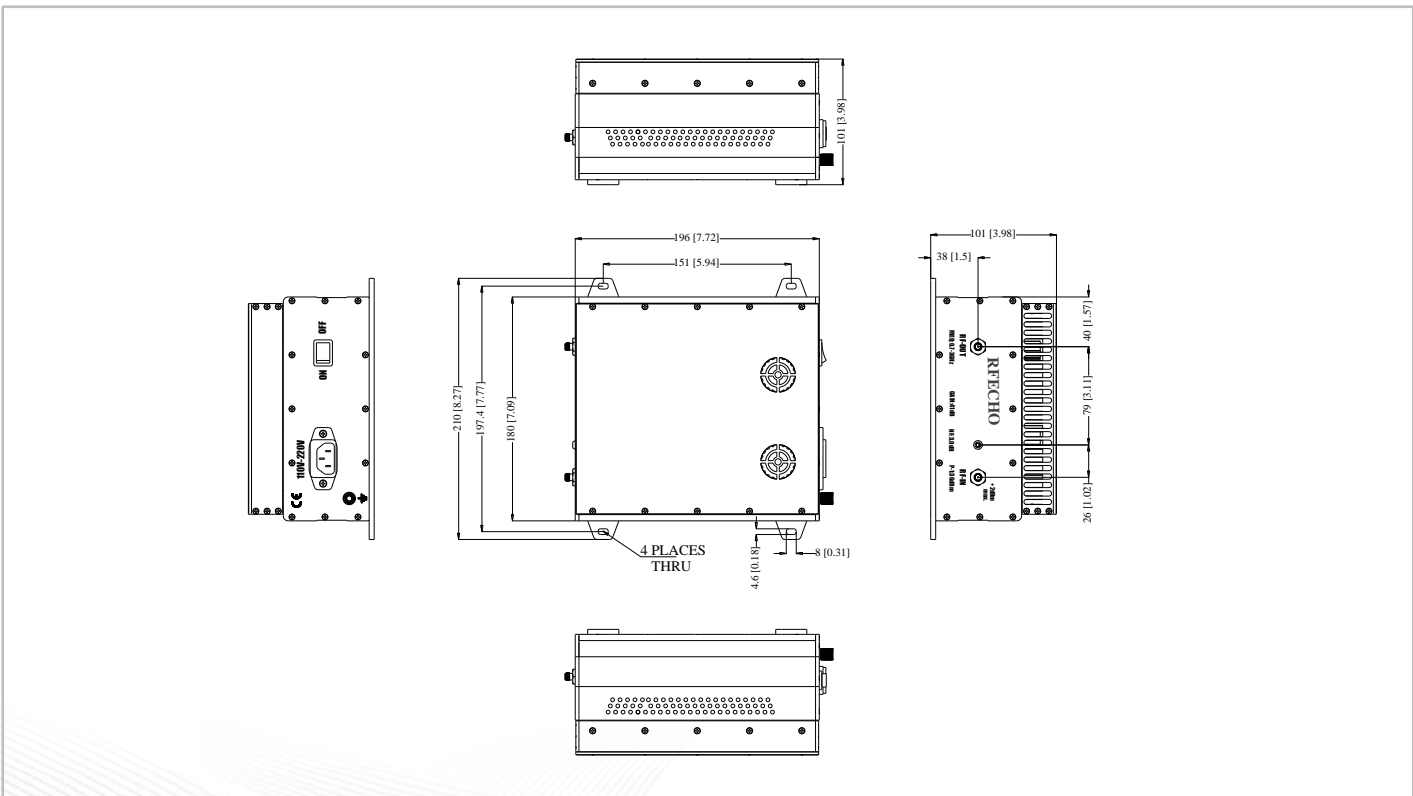
Step 1	Flip switch to "OFF" position
Step 2	Remove AC Plug
Step 3	Remove RF Connection

Environmental Specifications

Operational Temperature	-40°C~+85°C
Storage Temperature	-50°C~+105°C
Altitude	30,000 ft. (Epoxy Sealed Controlled environment)
	60,000 ft. 1.0psi min (Hermetically Sealed Un-controlled environment) (Optional)
Vibration	25g RMS (15 degrees 2KHz) endurance, 1 hour per axis
Humidity	100% RH at 35°C, 95%RH at 40°C
Shock	20G for 11msec half sine wave, 3 axis both directions

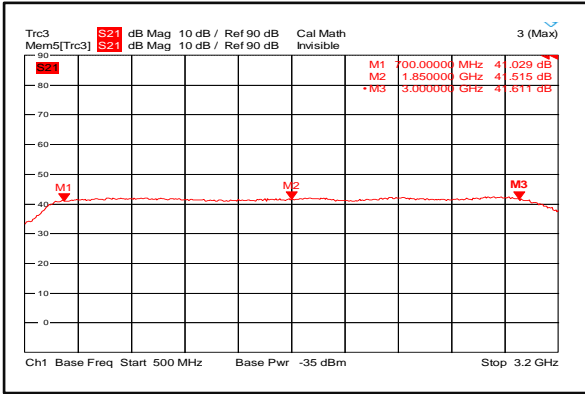
Outline Drawing:

All Dimensions in mm (inches)

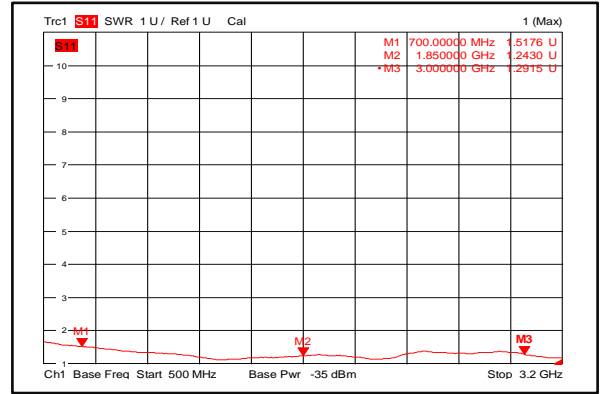




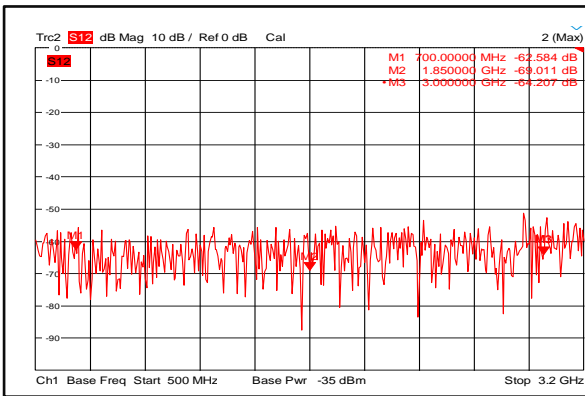
Gain



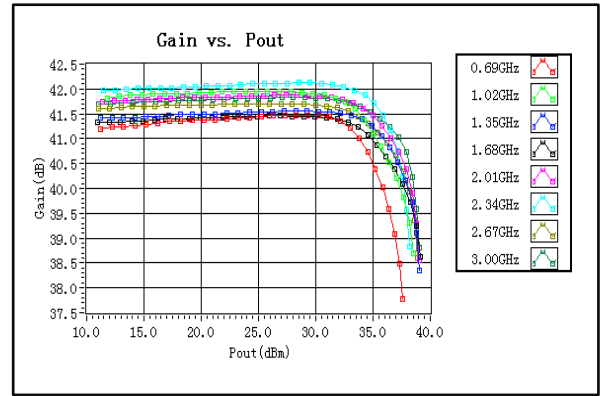
Input VSWR



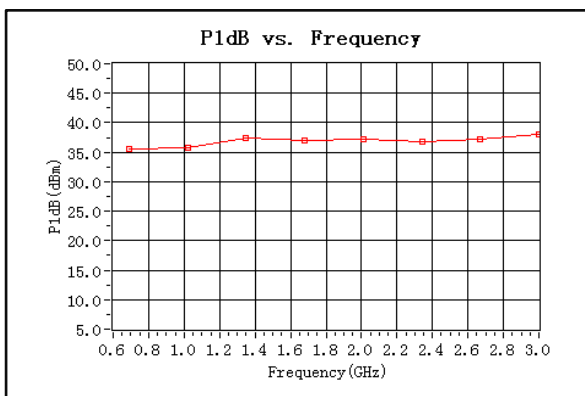
Isolation



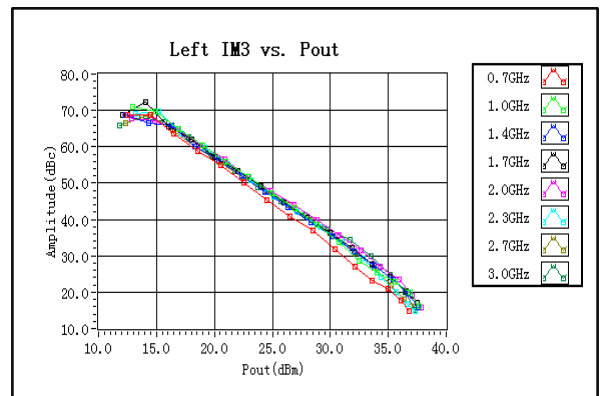
Gain vs. Output Power



P1dB vs. Frequency

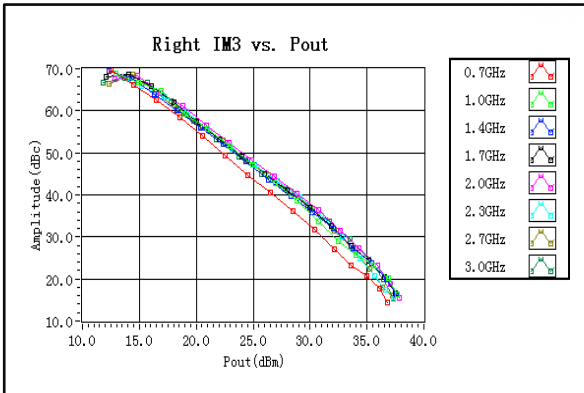


Left IM3 vs. Pout

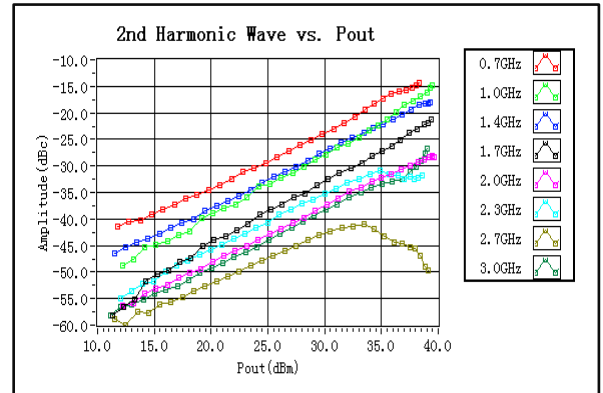




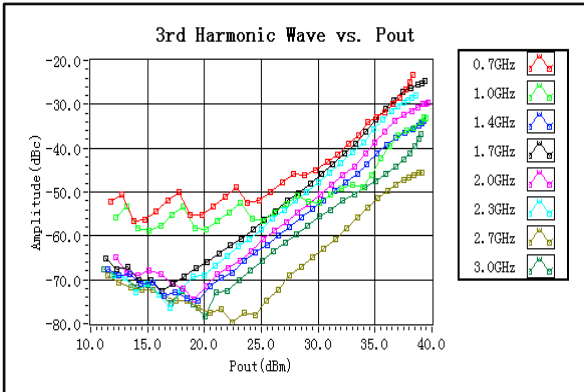
Right IM3 vs. Pout



2nd Harmonic Wave Output Power



3rd Harmonic Wave Output Power



4th Harmonic Wave Output Power

