



Power Amplifier 19.2GHz~20.2GHz

Features

- Gain: 58dB Typical
- P1dB Output Power: +27dBm full band
- Supply Voltage: +12V @ 550mA
- 50 Ohm Matched Input / Output



Typical Applications

- Wireless Infrastructure
- 5G communication
- Test and measurement Instrument

RF Microwave & VSAT
Fiber Optics

Parameter	Min.	Typ.	Max.	Units
Frequency Range	19.2		20.2	GHz
Gain	48	58		dB
Gain Flatness		±0.5	±1.0	dB
Gain Variation Over Temperature (-40°C~+85°C)		±1.0	±1.5	dB
Input VSWR		1.6	2.0	: 1
Output VSWR		1.8	2.0	: 1
Output Power for 1 dB Compression (P1dB)	27	29		dBm
Saturated Output Power (Psat)		30		dBm
Output Third Order Intercept (OIP3)		37		dBm
Supply Current (Idd) (Vcc=+12V)		550	650	mA
Isolation S12		-60		dB
Input Max Power(no damage)			-18	dBm

Weight	3.5 ounces	Impedance	50ohms
Input /Output Connectors	SMA-Female	Material	copper
Finish	Gold Plated	Package Sealing	Epoxy Sealed (Standard)
			Hermetically Sealed (Option with extra charge)



Absolute Maximum Ratings

Operating Voltage	+12V±5%
RF Input Power (RFIN)	-15dBm

Biassing Up Procedure

Step 1	Connect Ground Pin
Step 2	Connect input and output
Step 3	Connect +12V biasing

Power OFF Procedure

Step 1	Turn off +12V biasing
Step 2	Remove RF connection
Step 3	Remove Ground

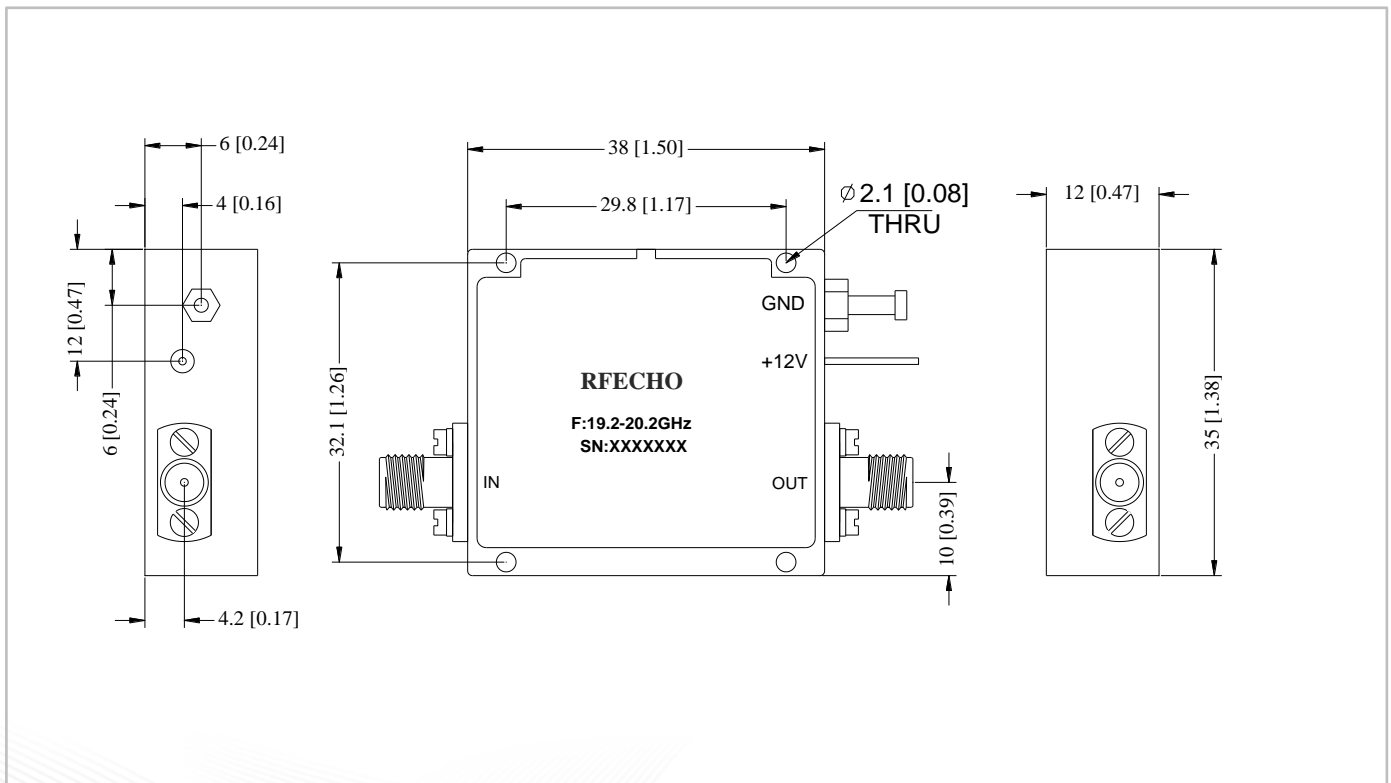
Environmental Specifications

Operational Temperature	-40°C~+85°C
Storage Temperature	-50°C~+105°C
Altitude	30,000 ft. (Epoxy Sealed Controlled environment)
	60,000 ft. 1.0psi min (Hermetically Sealed Un-controlled environment) (Optional)
Vibration	25g RMS (15 degrees 2KHz) endurance, 1 hour per axis
Humidity	100% RH at 35°C, 95%RH at 40°C
Shock	20G for 11msec half sine wave, 3 axis both directions

Outline Drawing:

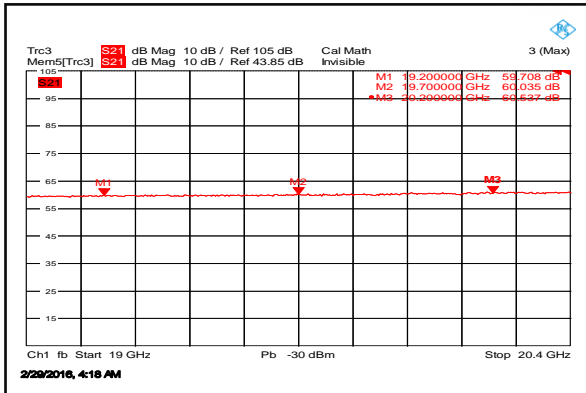
All Dimensions in mm (inches)

Heat Sink required during operation(Sold Separately)

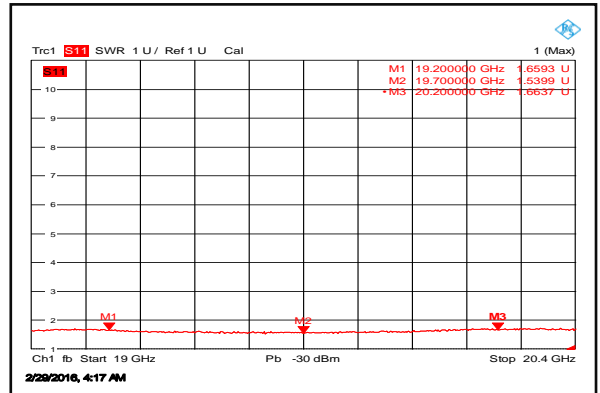




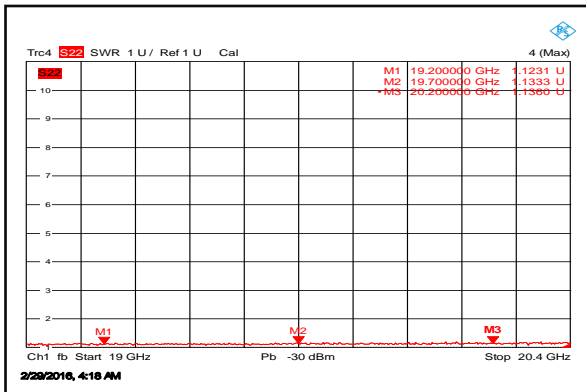
Gain



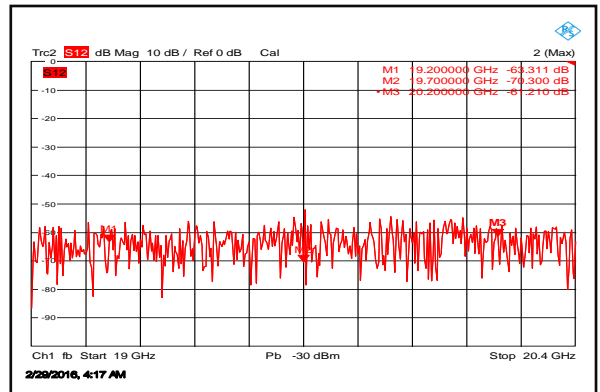
Input VSWR



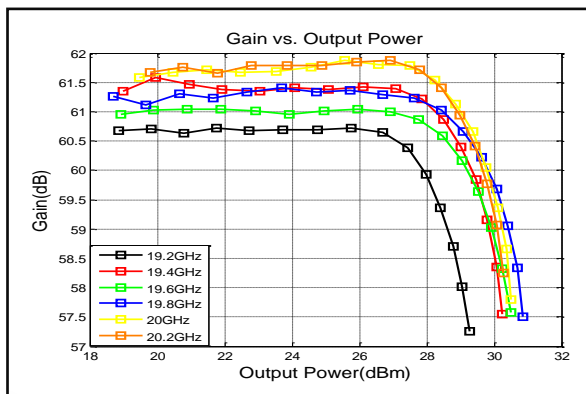
Output VSWR



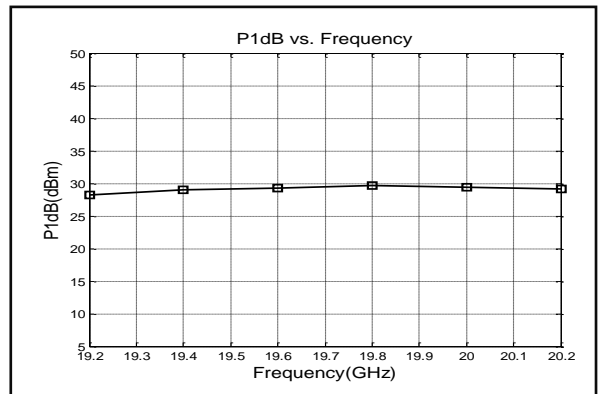
Isolation



Gain vs. Output Power

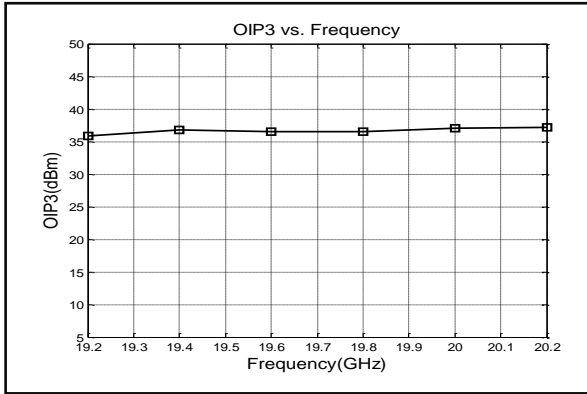


P1dB vs. Frequency

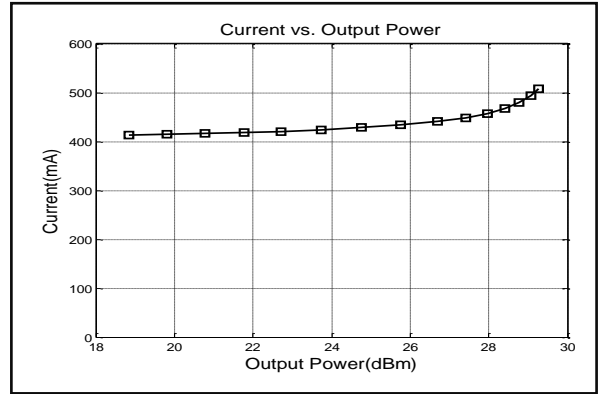




Output Third Order Intercept (OIP3)



Current



2nd Harmonic Wave Output Power

