



Absorptive Coaxial SP2T Switch 0.5 - 12GHz

Features

- Ultra Wide Band Operation 0.5-12GHz
- TTL compatible driver included
- Fast Switching Speed
- Low Insertion Loss and High Isolation
- Customization available upon request



Typical Applications

- Wireless Infrastructure
- 5G communication
- Test and measurement Instrument

RF Microwave & VSAT
Fiber Optics

Parameter	Min.	Typ.	Max.	Min.	Typ.	Max.	Units
Frequency Range	0.5-6		6-12				GHz
Insertion Loss		1.3	1.5		2.0	2.5	dB
Insertion Loss Temperature Coefficient		0.003			0.003		dB/ °C
Isolation	80	90		80	85		dB
Input VSWR		1.5	1.8		1.5	1.8	: 1
Output VSWR		1.5	1.8		1.5	1.8	: 1
RF Input Power (CW)			30			30	dBm
Power Dissipation		0.4			0.4		W
0.1dB Compression Point (P0.1dB)		30			30		dBm
IIP3		55			55		dBm
Switching Speed	100					ns	
Weight	0.71					ounces	
Impedance	50					Ω	
Bias Current (+5V/-5V)	80/50					mA	
Input / Output Connectors	SMA-Female						
Finish	Gold Plat						
Material	Aluminum						
Sealing	Hermetically Sealed (optional)						



Absolute Maximum Ratings

Biasing	+5V±10%/-5V±10%
---------	-----------------

Ordering Information

Part No.	Description
DBSA0200501200A	SP2T 0.5-12GHz PIN Diode Switch

Environmental Specifications

Operational Temperature	-40°C~+85°C
Storage Temperature	-50°C~+105°C
Altitude	30,000 ft. (Epoxy Sealed Controlled environment)
	60,000 ft. 1.0psi min (Hermetically Sealed Uncontrolled environment) (Optional)
Vibration	25g RMS (15 degrees 2KHz) endurance, 1 hour per axis
Humidity	100% RH at 35°C, 95%RH at 40°C
Shock	20G for 11msec half sine wave, 3 axis both directions

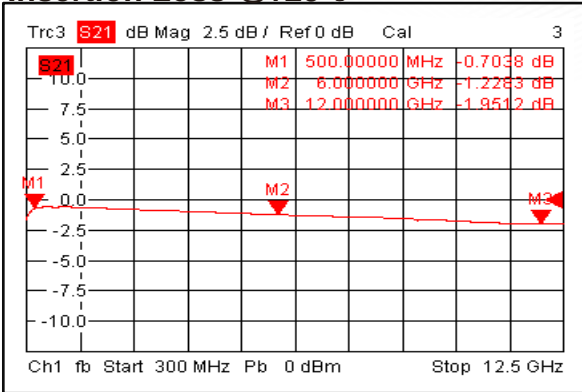
Outline Drawing:

All Dimensions in mm (inches)

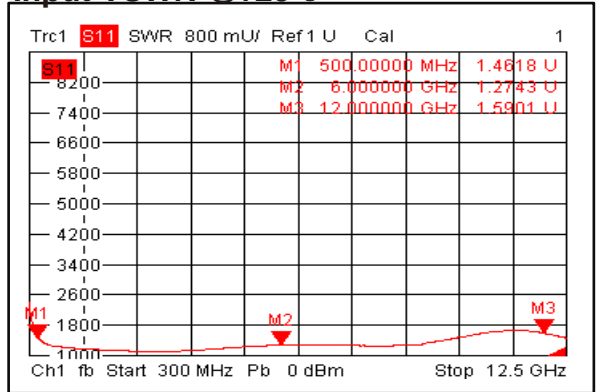
TTL Control Voltage THRESHOLD	Low(0)=0~0.8V
	High(1)=2.8~5V
Control Input	Signal Path State
TTL	
1	J0-J1
0	J0-J2
Control Pin Customization available upon request	



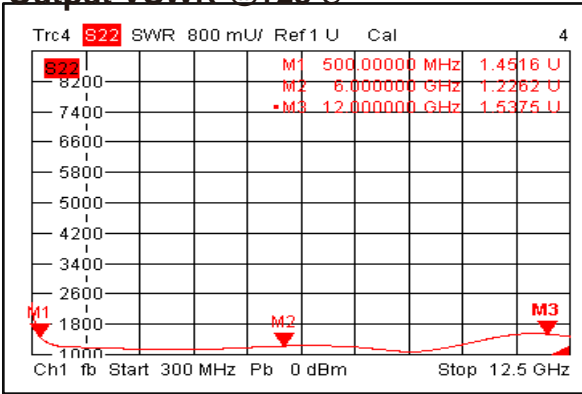
Insertion Loss @+25°C



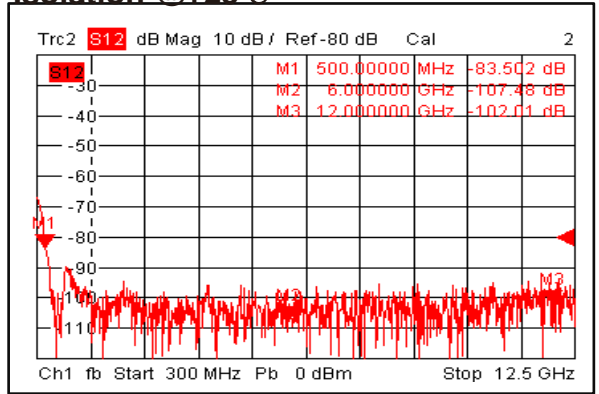
Input VSWR @+25°C



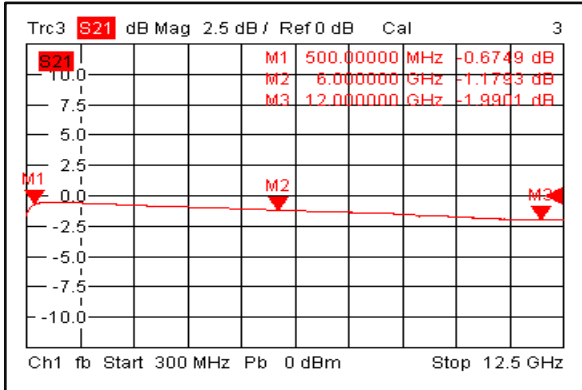
Output VSWR @+25°C



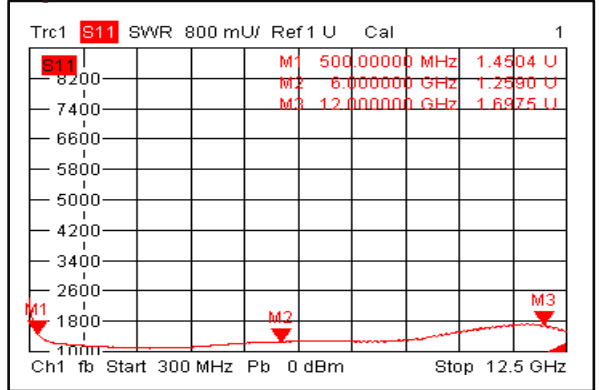
Isolation @+25°C



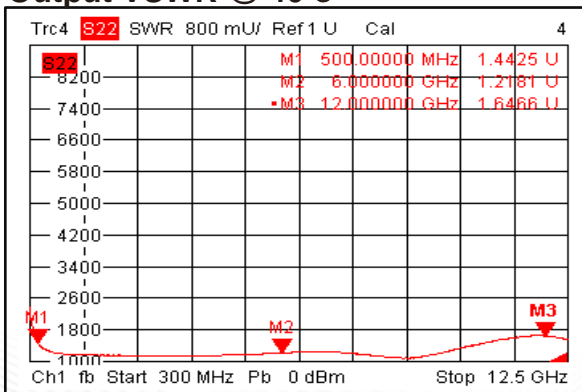
Insertion Loss @-40°C



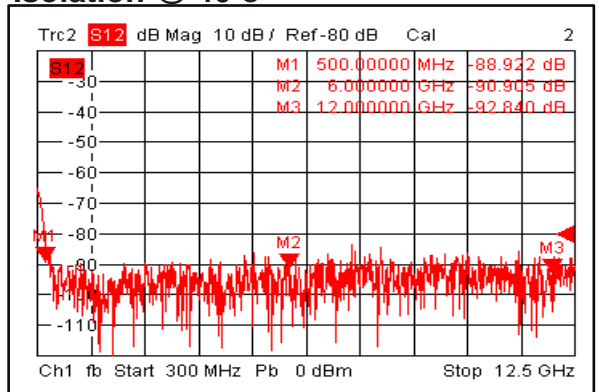
Input VSWR @-40°C



Output VSWR @-40°C

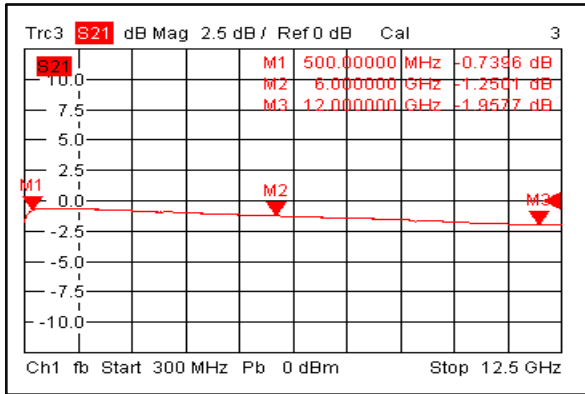


Isolation @-40°C

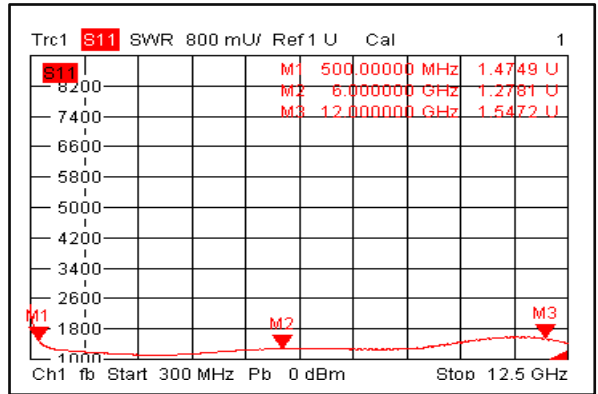




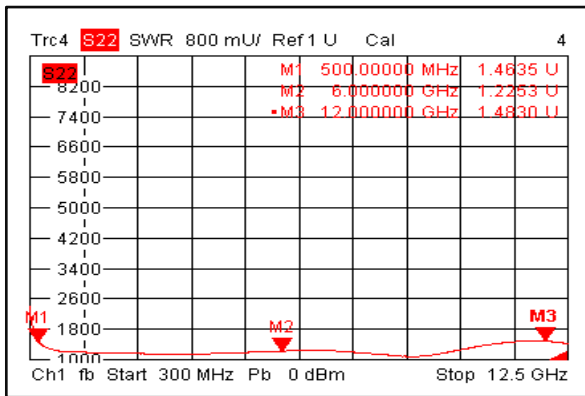
Insertion Loss @+85°C



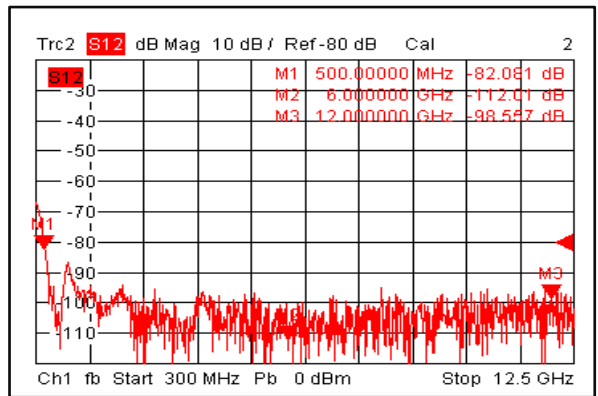
Input VSWR @+85°C



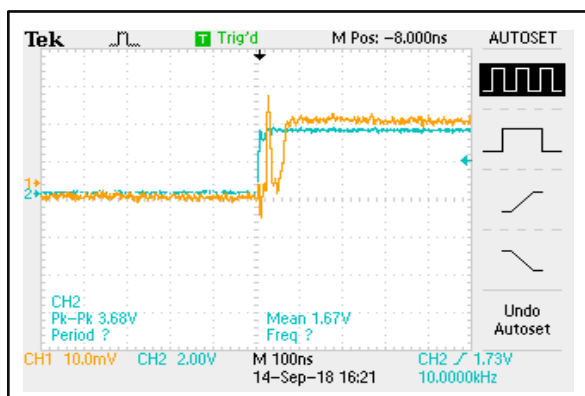
Output VSWR @+85°C



Isolation @+85°C



Switching Speed



Switching Speed

