




Absorptive 1-18GHz Coaxial SPST Switch

Features

- Wide Band Operation 1-18GHz
- TTL compatible driver included
- Fast Switching Speed
- Low Insertion Loss and High Isolation
- Customization available upon request



Typical Applications

- Wireless Infrastructure
- 5G communication
- Test and measurement Instrument

RF Microwave & VSAT
Fiber Optics

Parameters	Min.	Typ.	Max.	Min.	Typ.	Max.	Min.	Typ.	Max.	Units
Frequency Range	1-8			8-12			12-18			GHz
Insertion Loss		1.3	1.5		1.5	2.0		2.0	2.5	dB
Insertion Loss Temperature Coefficient		0.003			0.003			0.003		dB/ ° C
Isolation (J0→J1)	80	90		80	90		70	85		dB
Input VSWR		1.5	1.8		1.5	1.8		1.5	1.8	: 1
Output VSWR		1.5	1.8		1.5	1.8		1.5	1.8	: 1
RF Input Power			30			30			30	dBm
DC Power Dissipation		0.3			0.3			0.3		W
0.1dB Compression Point (P0.1dB)		30			30			30		dBm
IIP3		45			43			43		dBm
Switching Speed	100 Max.									ns
Weight	0.5 Max.									ounces
Impedance	50									Ω
Bias Current (+5V/-5V)	80/50 Max.									mA
Input / Output Connectors	SMA - Female									
Finish	Gold Plated									
Material	Aluminum									
Sealing	Hermetically Sealed (Optional)									



Absolute Maximum Ratings

Biasing	+5V ± 10%/-5V ± 10%
---------	---------------------

Ordering Information

Part No.	Description
DBSA0101001800A	SPST 1-18GHz PIN Diode Switch

Environmental Specifications

Operational Temperature	-40°C~+85°C(Case Temperature)
Storage Temperature	-50°C~+105°C
Altitude	30,000 ft. (Epoxy Sealed Controlled environment)
	60,000 ft. 1.0psi min (Hermetically Sealed Un-controlled environment) (Optional)
Vibration	25g RMS (15 degrees 2KHz) endurance, 1 hour per axis
Humidity	100% RH at 35°C, 95%RH at 40°C
Shock	20G for 11msec half sine wave,3 axis both directions

Outline Drawing:

All Dimensions in mm (inches)

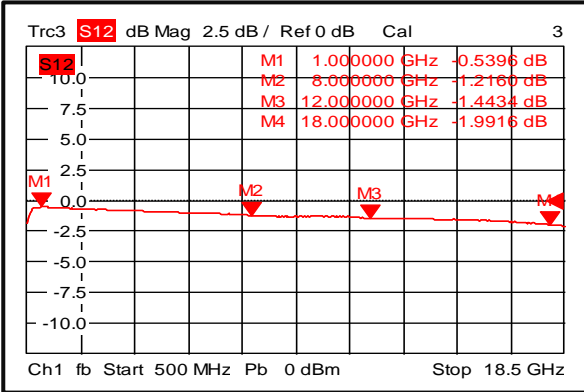
Notes:
J0: Absorptive Port
J1: Reflective port

Truth Table

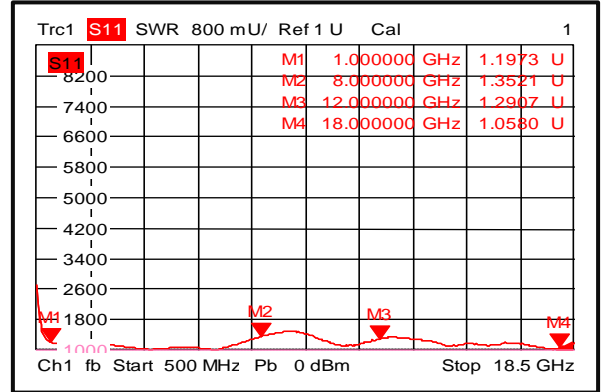
TTL Control Voltage	Low(0)=0~0.8V
THRESHOLD	High(1)=2.8~5V
Control Input TTL	Signal Path State
1	ON
0	OFF
Control Pin Customization available upon request	



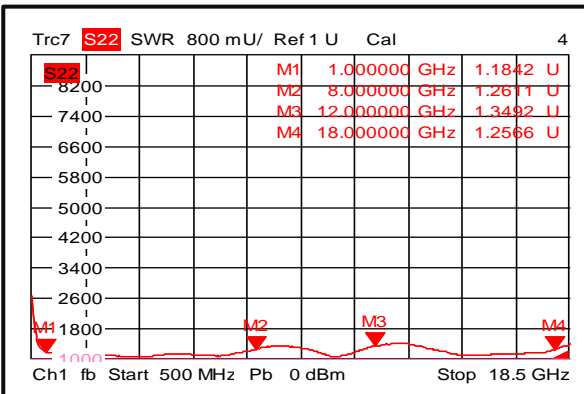
Insertion Loss @+25°C



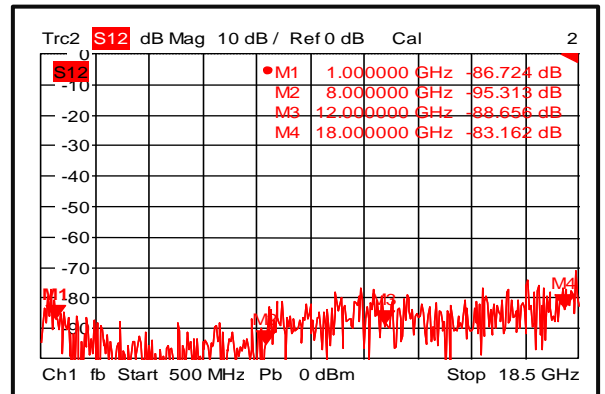
Input VSWR @+25°C



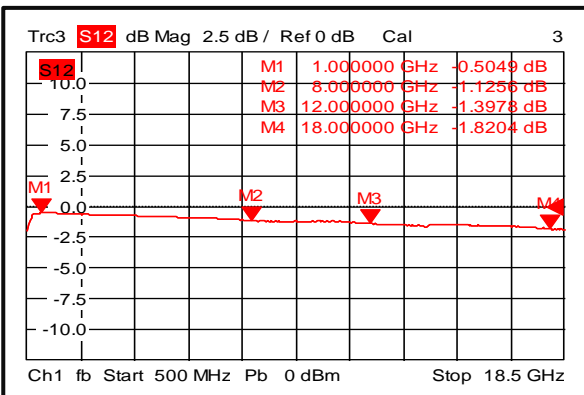
Output VSWR @+25°C



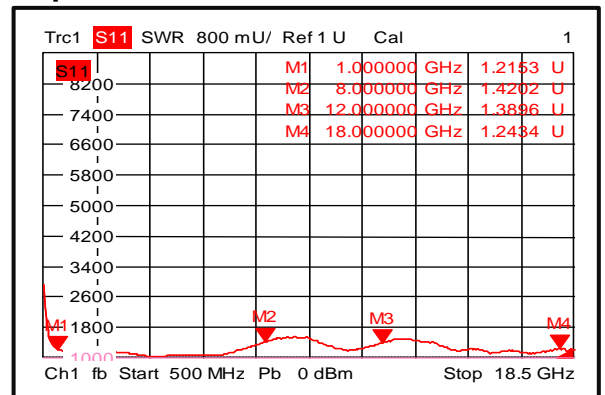
Isolation @+25°C



Insertion Loss @-40°C

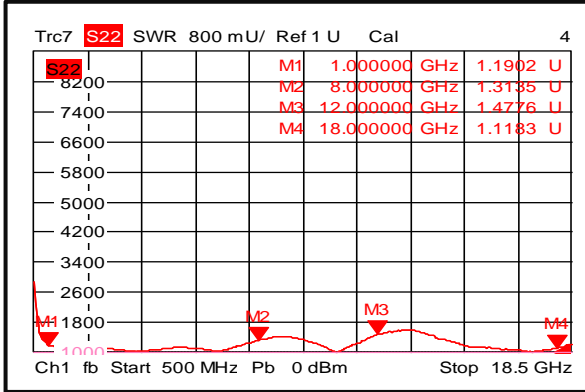


Input VSWR @-40°C

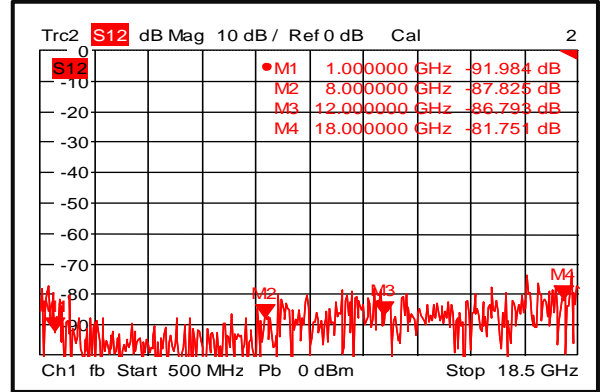




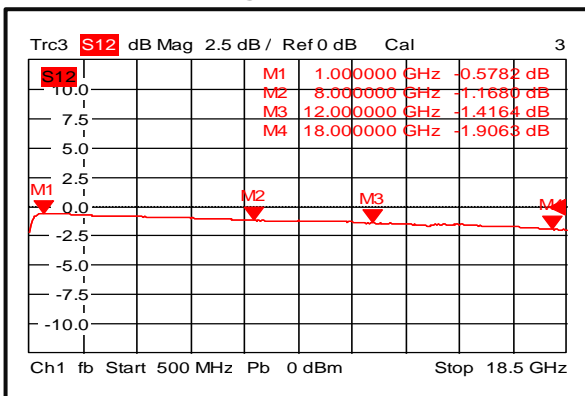
Output VSWR @-40°C



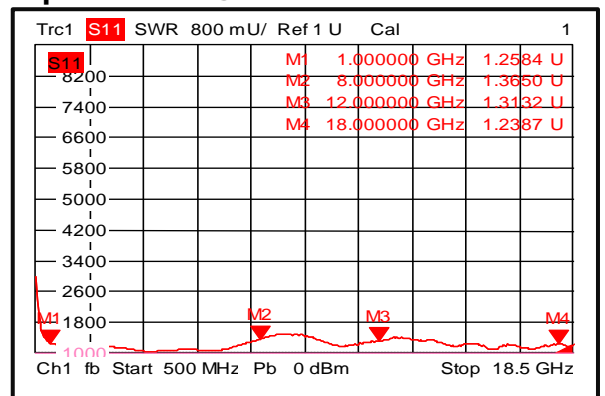
Isolation @-40°C



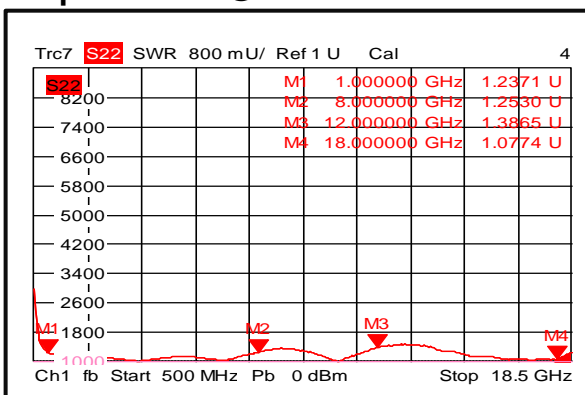
Insertion Loss @+85°C



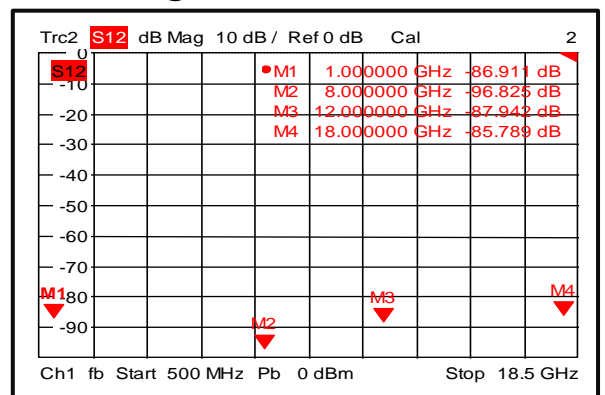
Input VSWR @+85°C



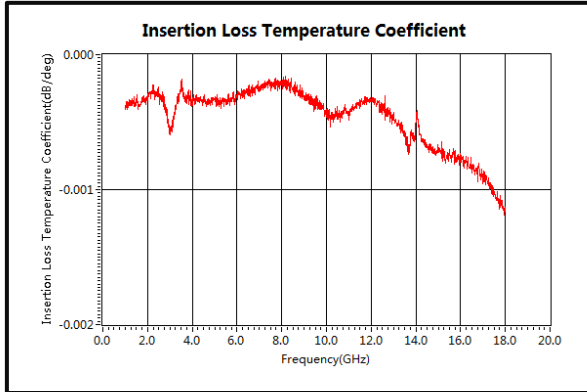
Output VSWR @+85°C



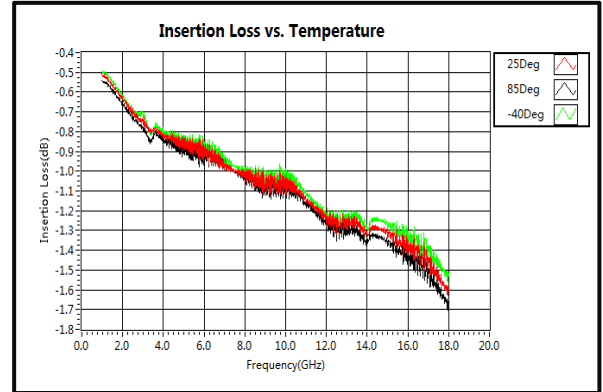
Isolation @+85°C



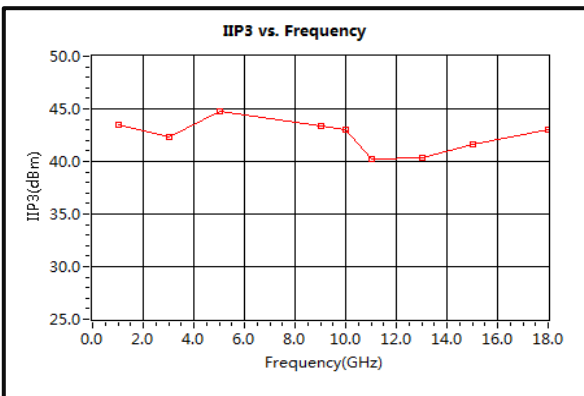
Insertion Loss Temperature Coefficient



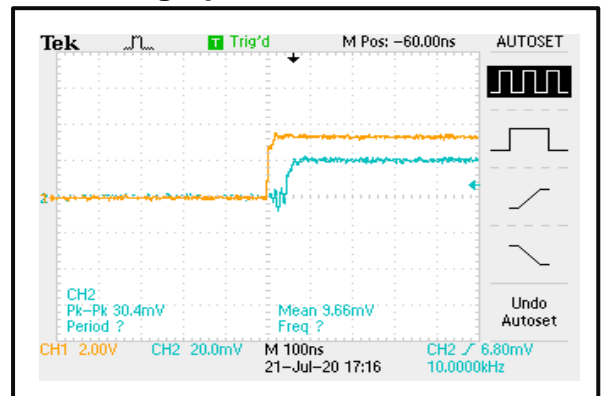
Insertion Loss vs. Temperature



IIP3



Switching Speed



Switching Speed

