




Absorptive 2-20GHz Coaxial SPST Switch

Features

- Wide Band Operation 2-20GHz
- TTL compatible driver included
- Fast Switching Speed
- Low Insertion Loss and High Isolation
- Customization available upon request



Typical Applications

- Wireless Infrastructure
- 5G communication
- Test and measurement Instrument

RF Microwave & VSAT
Fiber Optics

Parameters	Min.	Typ.	Max.	Min.	Typ.	Max.	Min.	Typ.	Max.	Units
Frequency Range	2-8			8-12			12-20			GHz
Insertion Loss		1.3	1.5		1.5	2.0		2.5	2.8	dB
Insertion Loss Temperature Coefficient		0.003			0.003			0.003		dB/ ° C
Isolation	80	90		80	85		70	80		dB
Input VSWR		1.5	1.8		1.5	1.8		1.5	1.8	: 1
Output VSWR		1.5	1.8		1.5	1.8		1.5	1.8	: 1
RF Input power (CW)			30			30			30	dBm
Power Dissipation		0.3			0.3			0.3		W
0.1dB Compression Point (P0.1dB)		30			30			30		dBm
IIP3		45			45			43		dBm
Switching Speed	100 Max.									ns
Weight	0.5 Max.									ounces
Impedance	50									Ω
Bias Current (+5V/-5V)	70/50 Max.									mA
Input / Output Connectors	SMA-Female									
Finish	Gold Plated									
Material	Aluminum									
Sealing	Hermetically Sealed (optional)									



Absolute Maximum Ratings

Biasing	+5V ± 10%/-5V ± 10%
---------	---------------------

Ordering Information

Part No.	Description
DBSA0102002000A	SPST 2-20GHz PIN Diode Switch

Environmental Specifications

Operational Temperature	-40°C~+85°C(Case Temperature)
Storage Temperature	-50°C~+105°C
Altitude	30,000 ft. (Epoxy Sealed Controlled environment)
	60,000 ft. 1.0psi min (Hermetically Sealed Un-controlled environment) (Optional)
Vibration	25g RMS (15 degrees 2KHz) endurance, 1 hour per axis
Humidity	100% RH at 35°C, 95%RH at 40°C
Shock	20G for 11msec half sine wave,3 axis both directions

Outline Drawing:

All Dimensions in mm (inches)

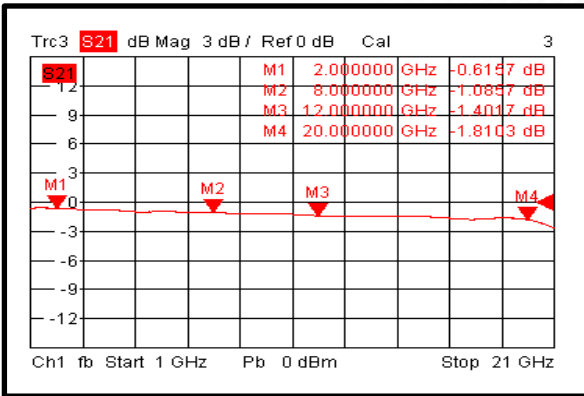
Notes:
J0: Absorptive Port
J1: Reflective port

TTL Control Voltage THRESHOLD	Signal Path State
Low(0)=0~0.8V	ON
High(1)=2.8~5V	OFF

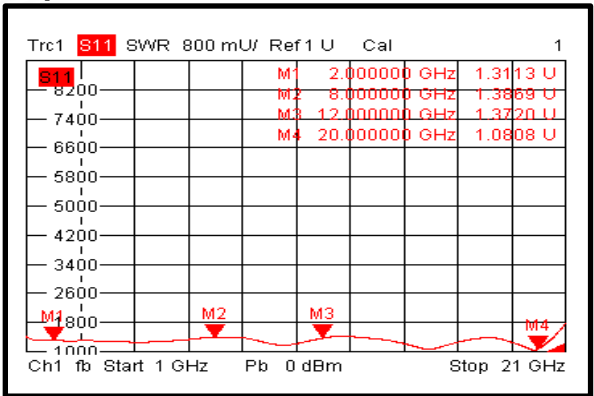
Control Pin Customization available upon request



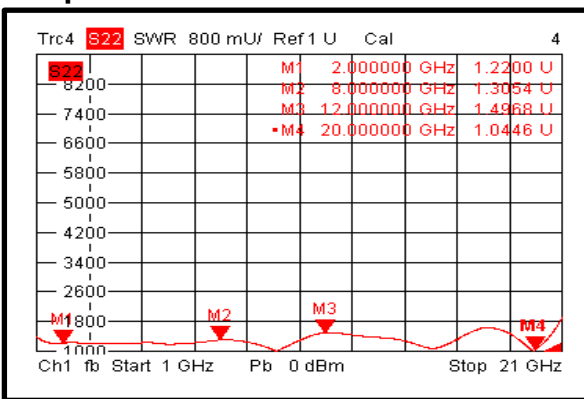
Insertion Loss @+25°C



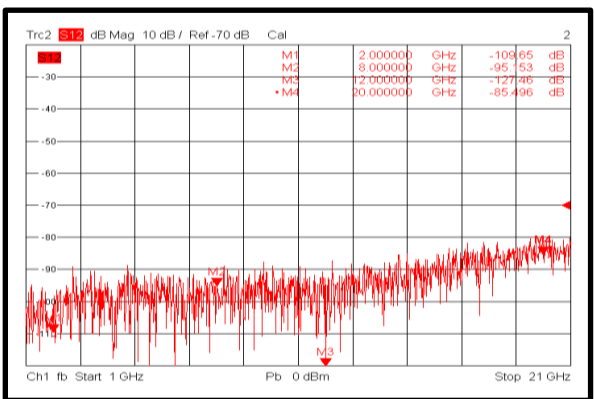
Input VSWR @+25°C



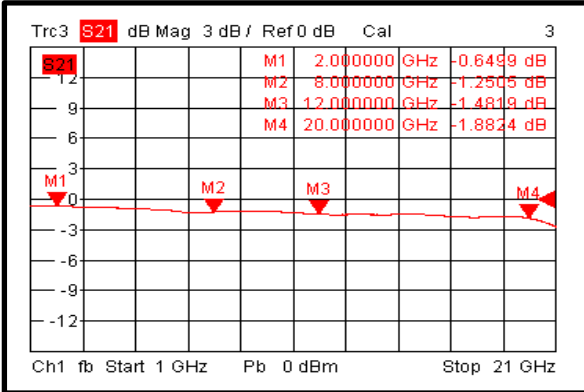
Output VSWR @+25°C



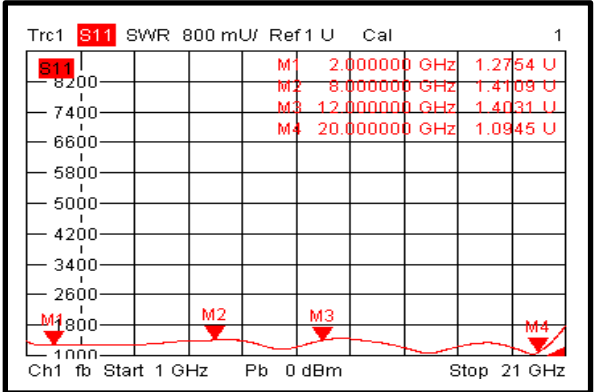
Isolation @+25°C



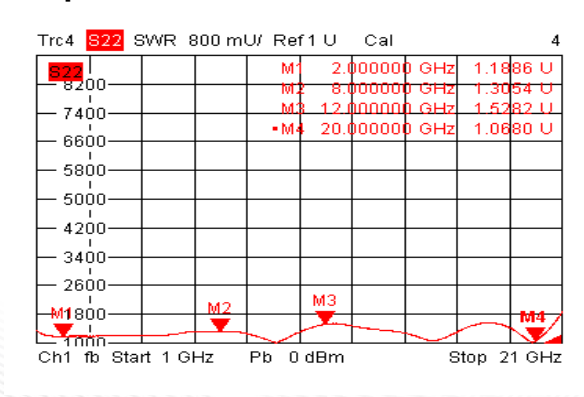
Insertion Loss @-40°C



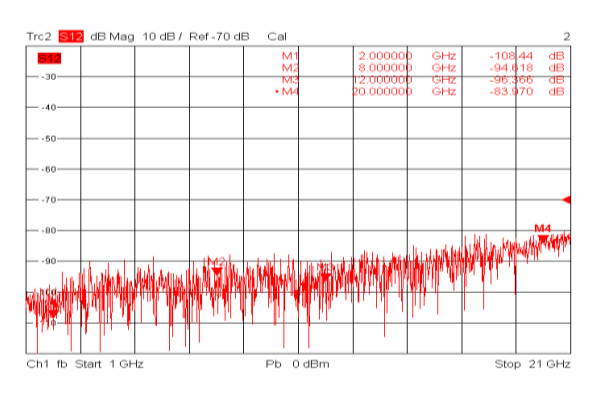
Input VSWR @-40°C



Output VSWR @-40°C

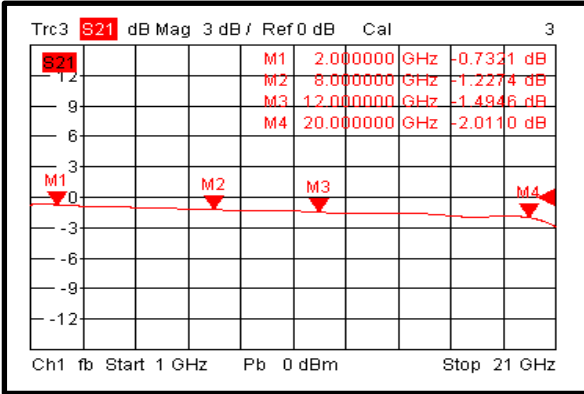


Isolation @-40°C

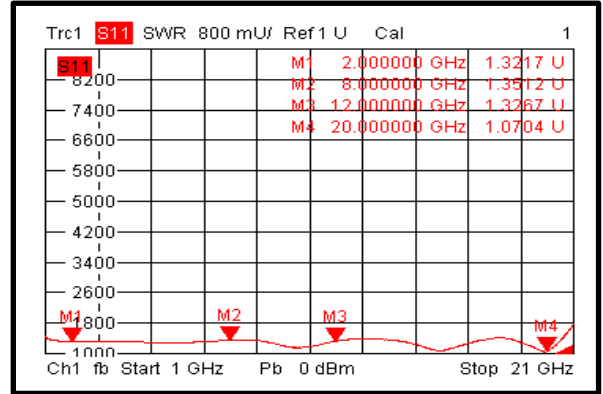




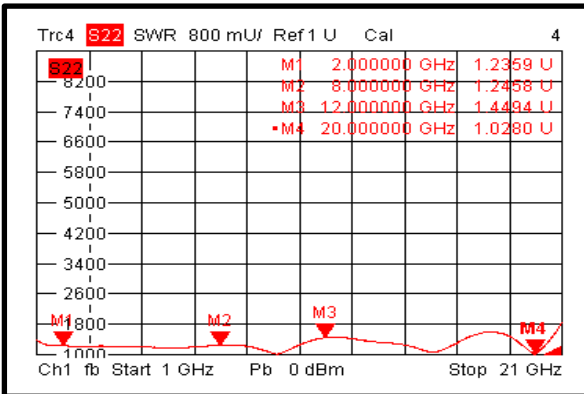
Insertion Loss @+85°C



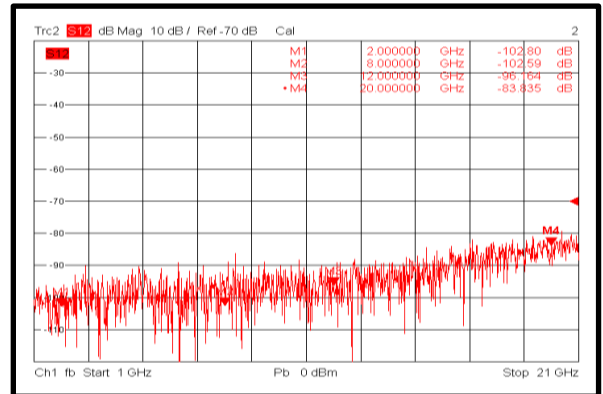
Input VSWR @+85°C



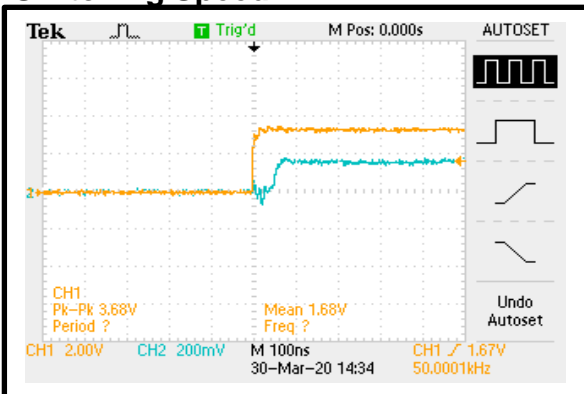
Output VSWR @+85°C



Isolation @+85°C



Switching Speed



Switching Speed

