




Reflective Coaxial SP2T Switch 2-18GHz

Features

- Wide Band Operation 2-18GHz
- TTL compatible driver included
- Fast Switching Speed
- Low Insertion Loss and High Isolation



Typical Applications

- Wireless Infrastructure
- 5G communication
- Test and measurement Instrument

RF Microwave & VSAT
Fiber Optics

Parameters	Min.	Typ.	Max.	Min.	Typ.	Max.	Min.	Typ.	Max.	Units
Frequency Range	2-8			8-12			12-18			GHz
Insertion Loss		1.2	1.5		1.6	2.0		2.0	2.5	dB
Insertion Loss Temperature Coefficient		0.003			0.003			0.003		dB/ °C
Isolation	80	90		80	85		80	83		dB
Input VSWR		1.4	1.5		1.5	1.8		1.5	1.8	: 1
Output VSWR		1.4	1.5		1.5	1.8		1.5	1.8	: 1
RF Input power (CW)			30			30			30	dBm
Power Dissipation (CW)		0.4			0.4			0.4		W
0.1dB Compression Point (P0.1dB)		30			30			30		dBm
IIP3		55			55			55		dBm
Switching Speed			100			100			100	ns
Weight	0.6 Max.									Ounces
Impedance	50									Ω
Bias Current (+5V/-5V)	80/50									mA
Input /Output Connectors	SMA-Female									
Finish	Gold Plated									
Material	Aluminum									
Sealing	Hermetically Sealed (Optional)									



Absolute Maximum Ratings

Biasing	+5V±10%/-5V±10%
---------	-----------------

Environmental Specifications

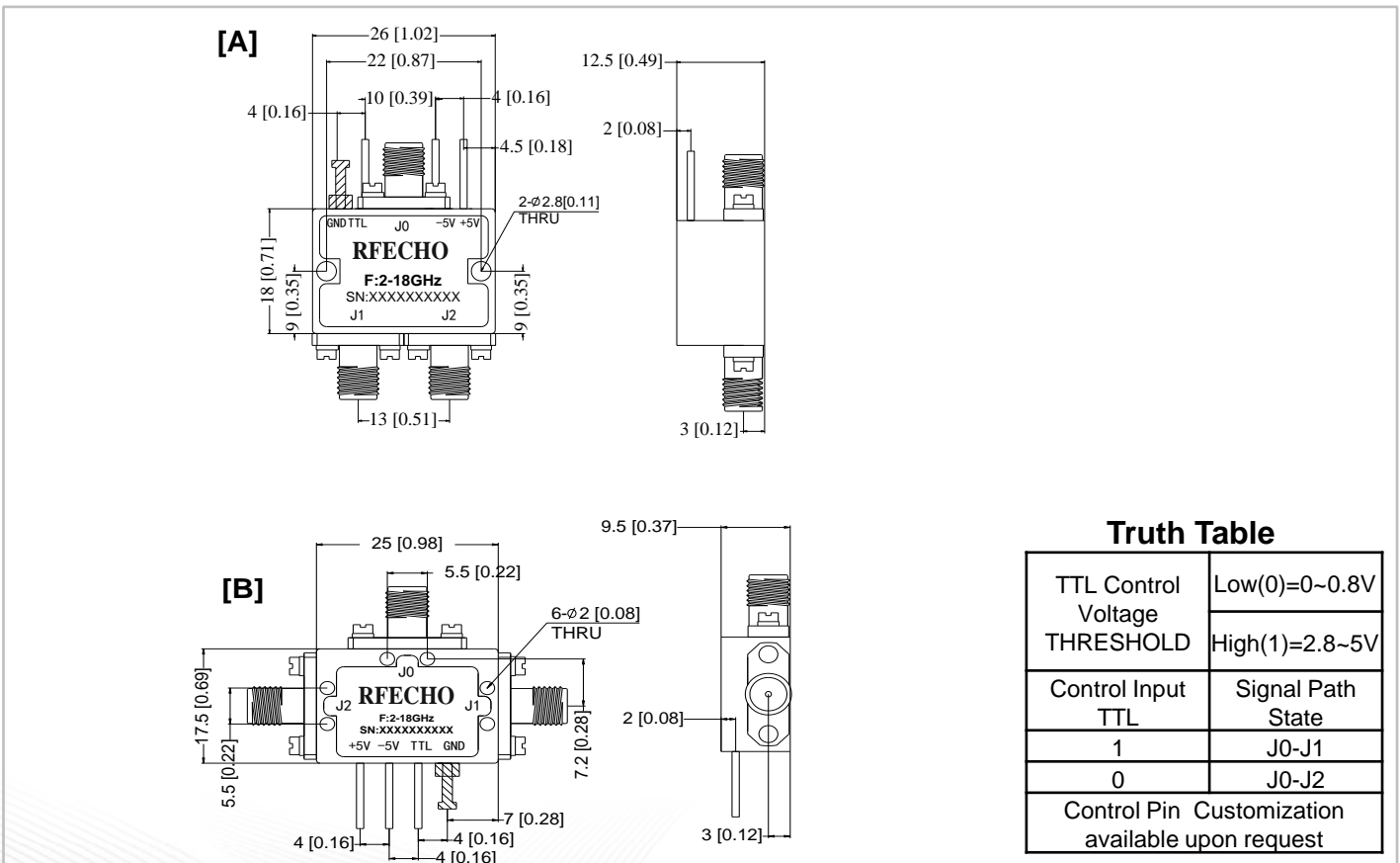
Operational Temperature	-40°C~+85°C
Storage Temperature	-50°C~+105°C
Altitude	30,000 ft. (Epoxy Sealed Controlled environment)
	60,000 ft. 1.0psi min (Hermetically Sealed Un-controlled environment) (Optional)
Vibration	25g RMS (15 degrees 2KHz) endurance, 1 hour per axis
Humidity	100% RH at 35°C, 95%RH at 40°C
Shock	20G for 11msec half sine wave, 3 axis both directions

Ordering Information

Part No.	Description
DBSR0202001800A	SP2T 2-18GHz PIN Diode Switch

Outline Drawing:

All Dimensions in mm (inches)

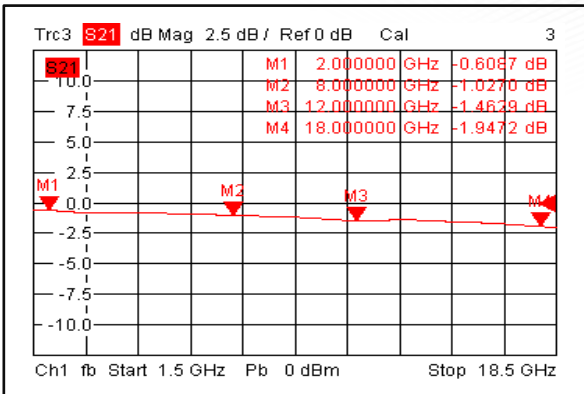


Truth Table

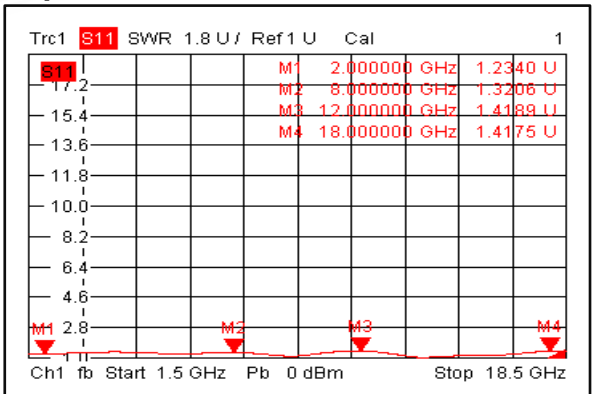
TTL Control Voltage THRESHOLD	Low(0)=0~0.8V
	High(1)=2.8~5V
Control Input TTL	Signal Path State
1	J0-J1
0	J0-J2
Control Pin Customization available upon request	



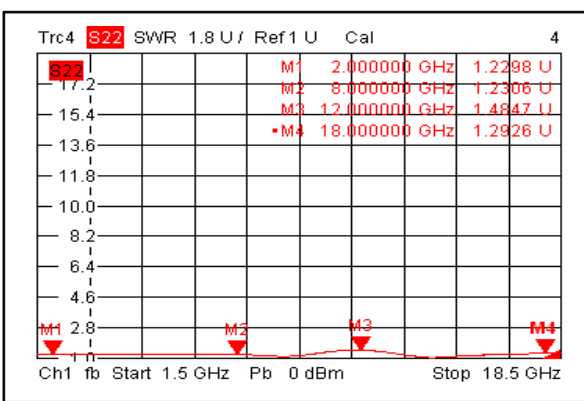
Insertion Loss @+25°C



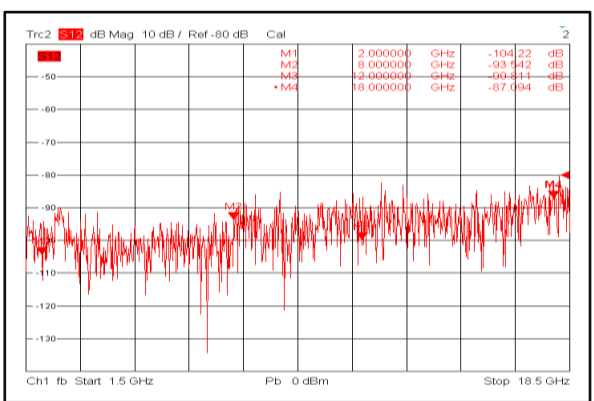
Input VSWR @+25°C



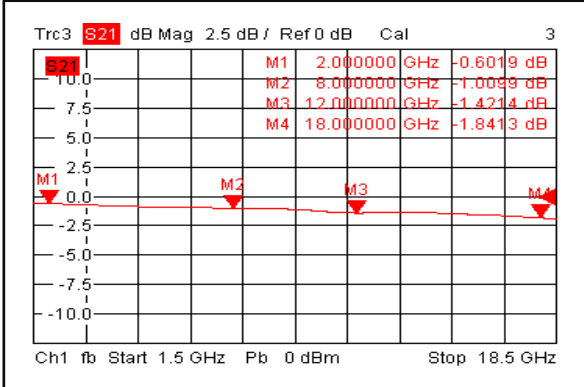
Output VSWR @+25°C



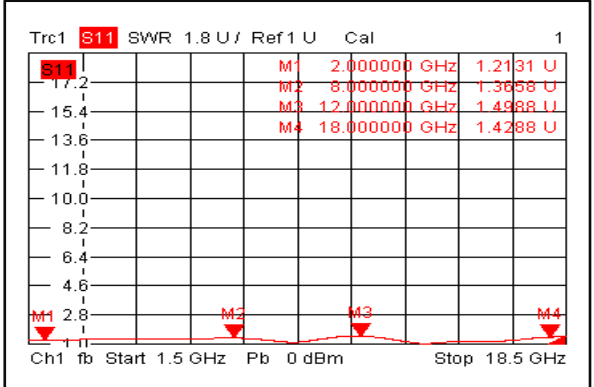
Isolation @+25°C



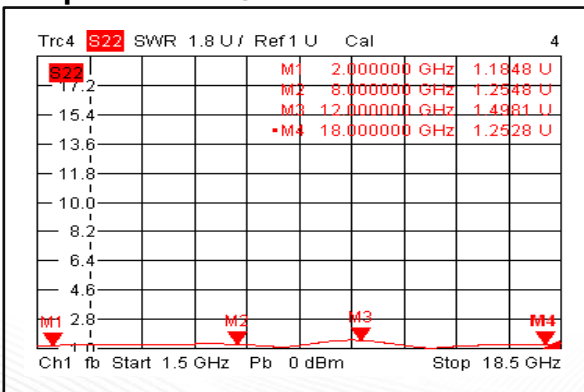
Insertion Loss @-40°C



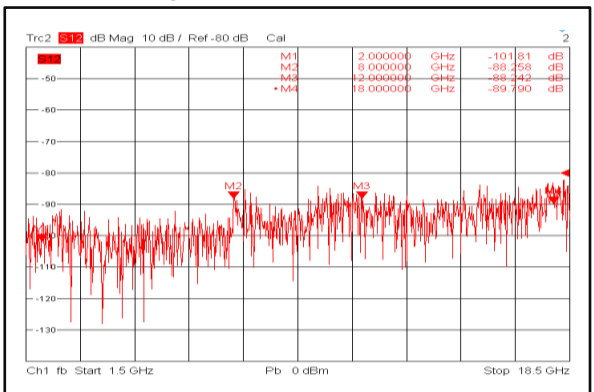
Input VSWR @-40°C



Output VSWR @-40°C

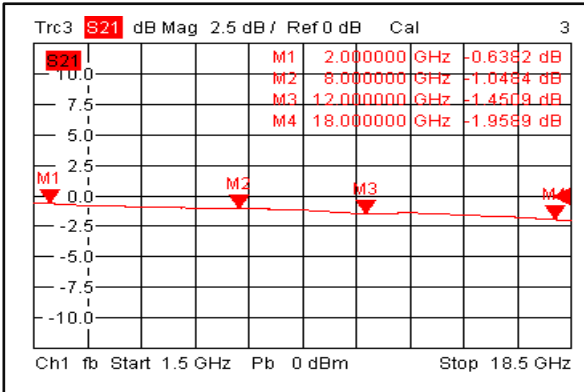


Isolation @-40°C

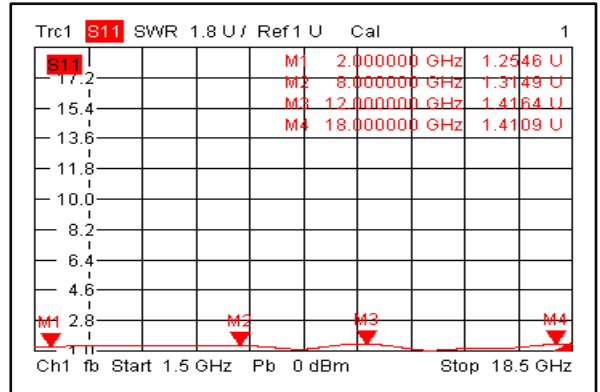




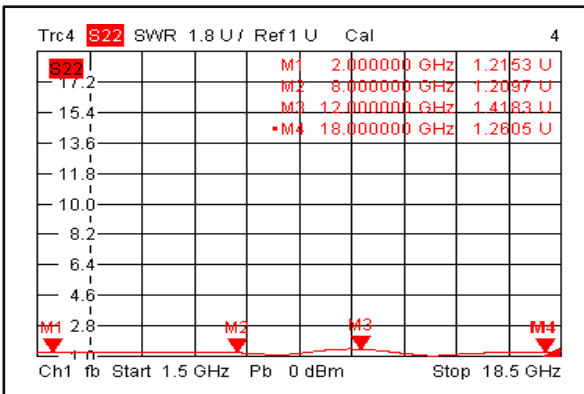
Insertion Loss @+85°C



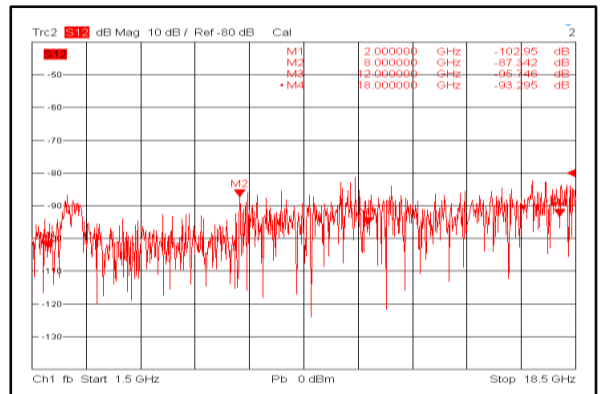
Input VSWR @+85°C



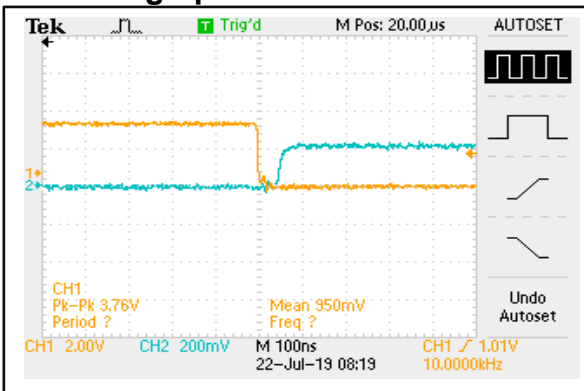
Output VSWR @+85°C



Isolation @+85°C



Switching Speed



Switching Speed

