


# Absorptive 15-18GHz Coaxial SP3T Switch

## Features

- Wide Band Operation 15-18GHz
- TTL compatible driver included
- Fast Switching Speed
- Low Insertion Loss and High Isolation
- Customization available upon request



## Typical Applications

- Wireless Infrastructure
- 5G communication
- Test and measurement Instrument

RF Microwave & VSAT  
Fiber Optics

Parameters	Min.	Typ.	Max.	Units
Frequency Range		15~18		GHz
Insertion Loss		3.0	3.5	dB
Insertion Loss Temperature Coefficient		0.003		dB/ ° C
Isolation	70	80		dB
Input VSWR		1.6	2	: 1
Output VSWR (ON State)		1.6	2	: 1
Output VSWR (OFF State)	10			: 1
RF Input power (CW)			10	W
Power Dissipation (CW)		5.5		W
IM3		45		dBc
1dB Compression P1dB		39		dBm
Switching Speed			200	ns
Weight		5		ounces
Impedance		50		Ω
Biasing(+5V)		120		mA
Input /Output Connectors	SMA-Female/SMAfemale (Standard)			
Finish	Gold Plated			
Material	Brass			
Seal	Hermetically Sealed ( optional )			



### Absolute Maximum Ratings

Biasing	+5V ± 10%
---------	-----------

### Environmental Specifications

Operational Temperature	-40°C~+85°C
Storage Temperature	-50°C~+105°C
Altitude	30,000 ft. (Epoxy Sealed Controlled environment)
	60,000 ft. 1.0psi min (Hermetically Sealed Un-controlled environment) (Optional)
Vibration	25g RMS (15 degrees 2KHz) endurance, 1 hour per axis
Humidity	100% RH at 35°C, 95%RH at 40°C
Shock	20G for 11msec half sine wave, 3 axis both directions

### Ordering Information

Part No.	Description
DBSA0315001800A	SP3T 15-18GHz PIN Diode Switch

### Outline Drawing:

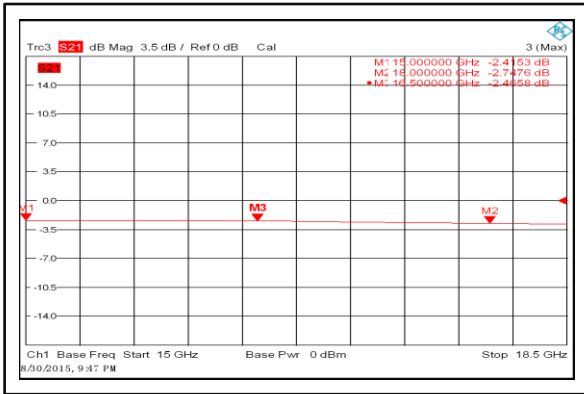
All Dimensions in mm (inches)

#### Truth Table

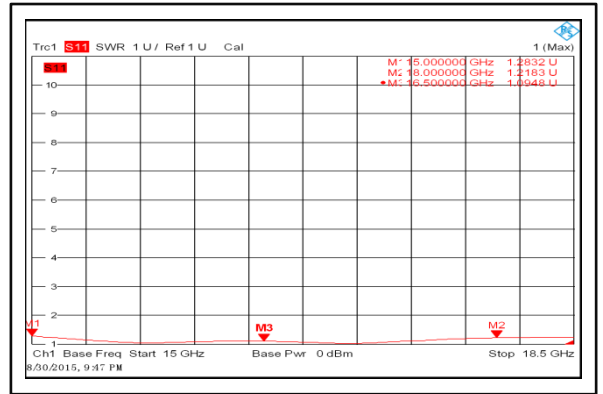
TTL Control Voltage THRESHOLD	Low(0)=0~0.8V	
	High(1)=2.8~5V	
Control Input TTL	Signal Path State	
	E2	E1
0	0	J0-J1
0	1	J0-J2
1	0	J0-J3
Control Pin Customization available upon request		



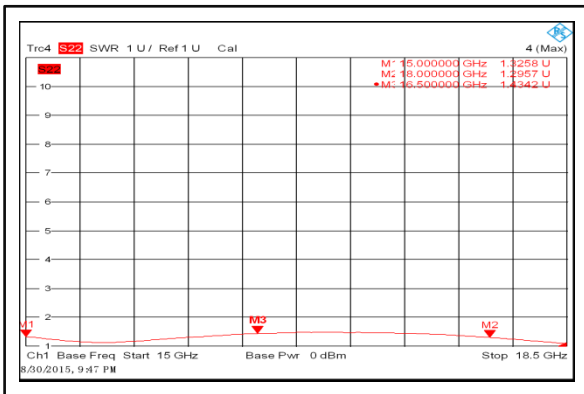
### Insertion Loss



### Input VSWR



### Output VSWR



### Isolation

