




# Reflective Coaxial SP4T Switch 52 - 72GHz

## Features

- Wide Band Operation 52-72GHz
- TTL compatible driver included
- Fast Switching Speed
- Low Insertion Loss and High Isolation



## Typical Applications

- Wireless Infrastructure
- 5G communication
- Test and measurement Instrument

RF Microwave & VSAT  
Fiber Optics

Parameter	Min.	Typ.	Max.	Min.	Typ.	Max.	Units
Frequency Range	52		70	70		72	GHz
Insertion Loss		7.0	7.5		7.5	8.5	dB
Insertion Loss Temperature Coefficient		0.003			0.003		dB/ ° C
Isolation	30	35		30	35		dB
Input VSWR		2.5	2.8		2.5	2.8	: 1
Output VSWR		2.5	2.8		2.5	2.8	: 1
RF Input Power (CW)			20			20	dBm
DC Power Dissipation		0.5			0.5		W
0.1dB Compression Point ( P0.1dB )		20			20		dBm
IIP3		50			50		dBm
Switching Speed		100			100		ns
Weight	1.41						ounces
Impedance	50						Ω
Bias Current ( +5V / -5V )	100/50						mA
Input / Output Connectors	1.85mm-Female						
Finish	Gold Plated						
Material	Aluminum						
Sealing	Hermetically Sealed (Optional)						



### Absolute Maximum Ratings

Biasing	+5V±10%/-5V±10%
---------	-----------------

### Ordering Information

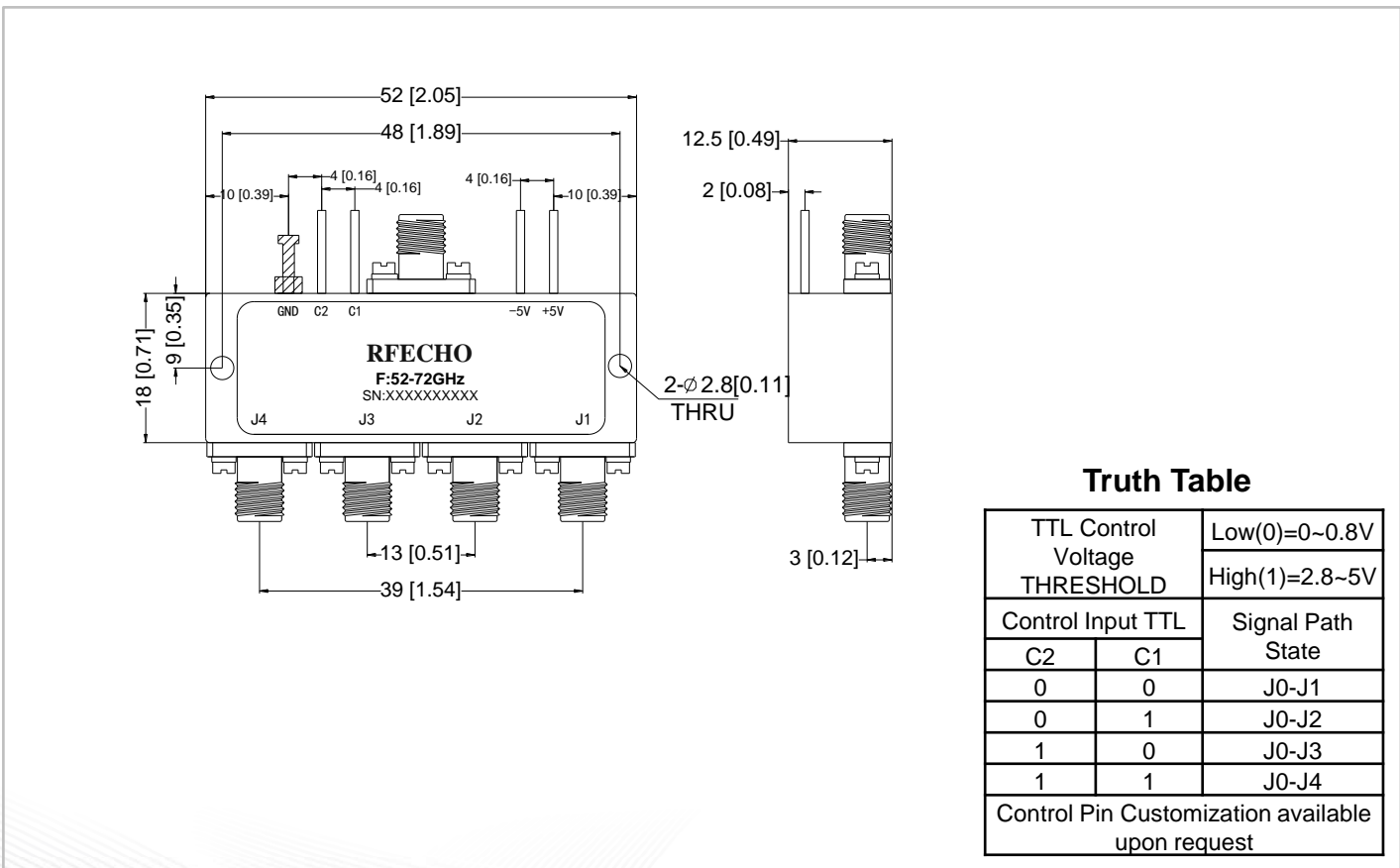
Part No.	Description
DBSR0452007200A	SP4T 52-72GHz PIN Diode Switch

### Environmental Specifications

Operational Temperature	-40°C~+85°C
Storage Temperature	-50°C~+105°C
Altitude	30,000 ft. (Epoxy Sealed Controlled environment)
	60,000 ft. 1.0psi min (Hermetically Sealed Un-controlled environment) (Optional)
Vibration	25g RMS (15 degrees 2KHz) endurance, 1 hour per axis
Humidity	100% RH at 35°C, 95%RH at 40°C
Shock	20G for 11msec half sine wave, 3 axis both directions

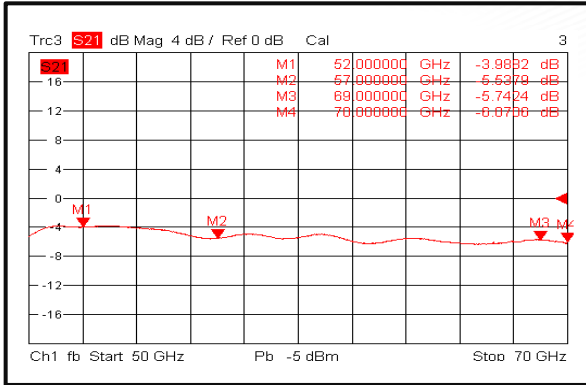
### Outline Drawing:

All Dimensions in mm (inches)

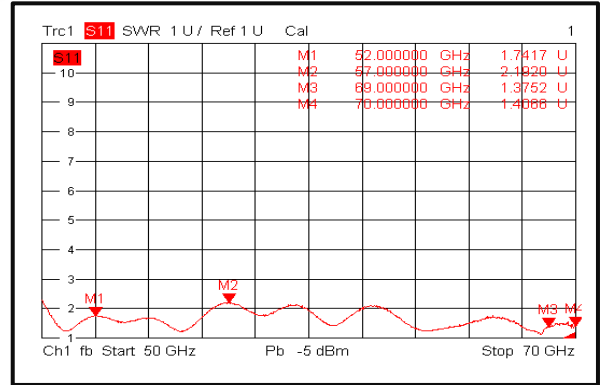




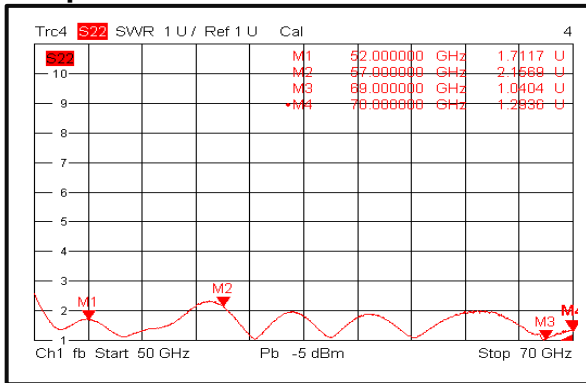
### Insertion Loss@+25°C



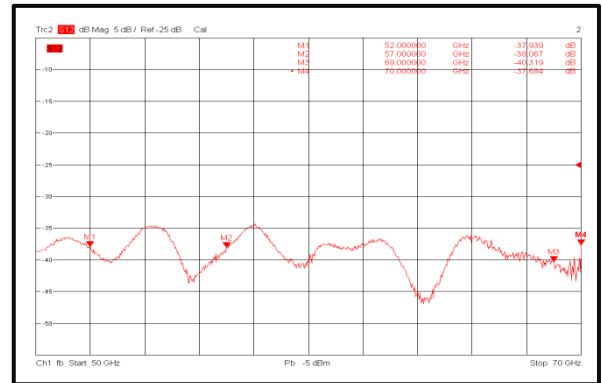
### Input VSWR@+25°C



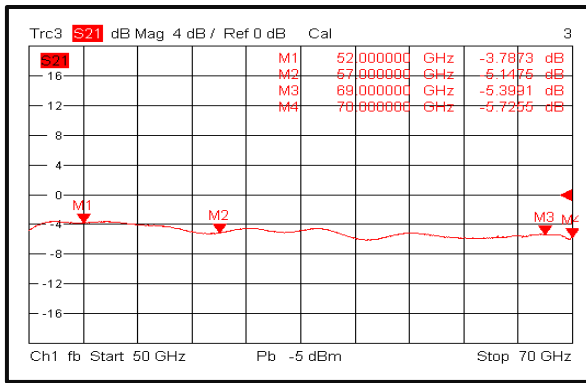
### Output VSWR@+25°C



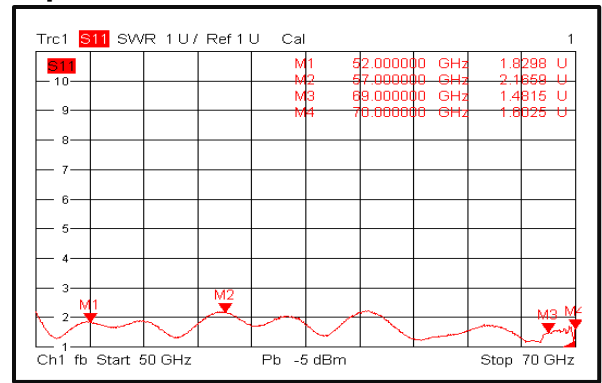
### Isolation@+25°C



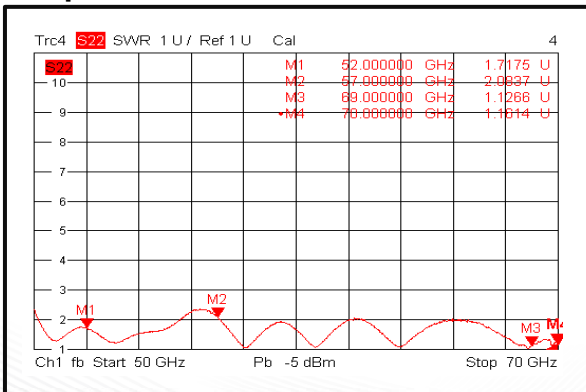
### Insertion Loss@-40°C



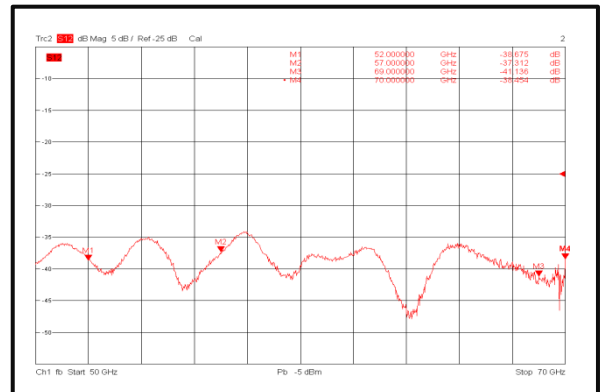
### Input VSWR @-40°C



### Output VSWR @-40°C

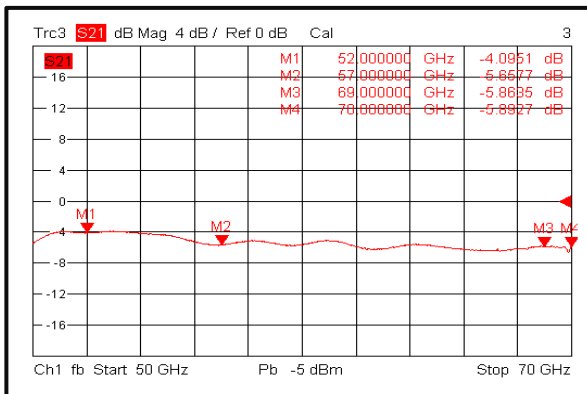


### Isolation @-40°C

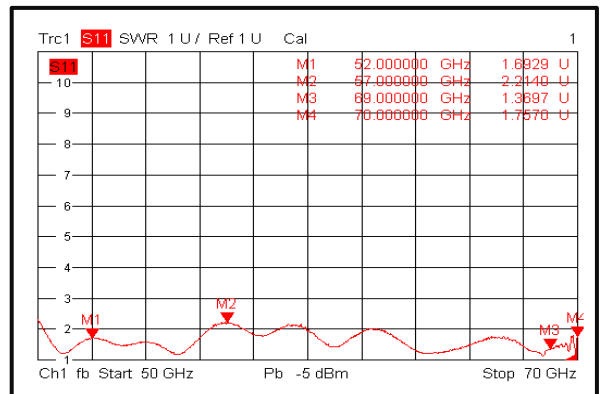




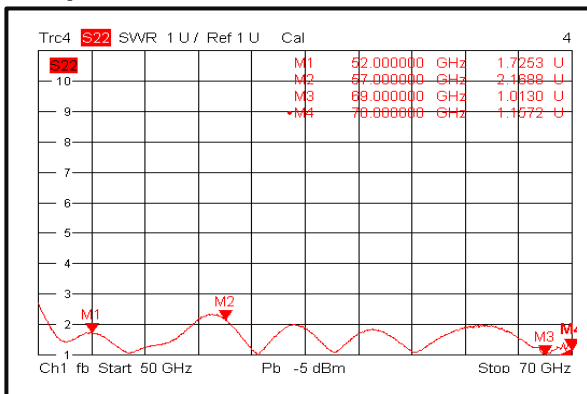
### Insertion Loss @+85°C



### Input VSWR @+85°C



### Output VSWR @+85°C



### Isolation @+85°C

