




5W Wide Band Power Limiter r0.1 – 0.5 GHz

Features

- Wide Band Operation 0.1-0.5GHz
- Passive, High Isolation Limiter
- Low Insertion Loss and Good Return Loss
- High Power Handling Capability
- Customization available upon request



Parameter	Min.	Typ.	Max.	Units
Frequency Range	0.1-0.5			GHz
CW Input Power			5	W
Peak Power (30us with 5% duty cycle)			15	W
Insertion Loss		0.3	0.6	dB
VSWR		1.1	1.3	: 1
Flat Leakage at PIN > 30 dBm		17	20	dBm
Peak Power Leakage		20	25	dBm
Weight	0.35			ounces
Input / Output Connectors	SMA-Female			
Material	Aluminum			
Finish	Gold Plated			

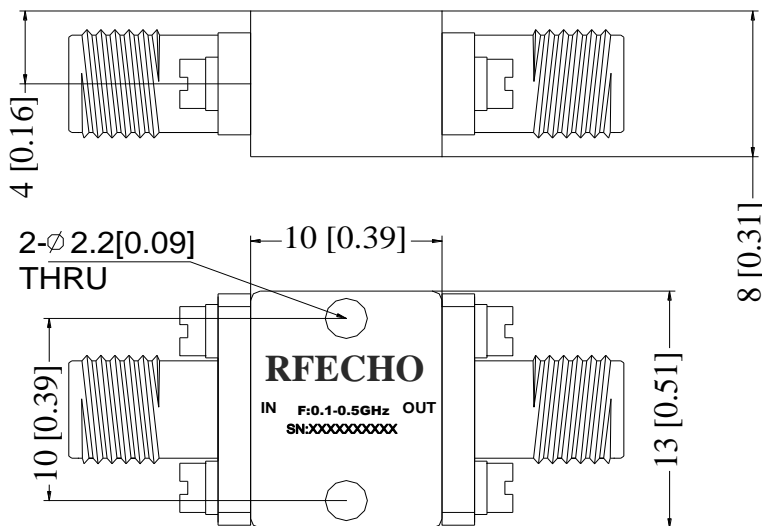


Environmental Specifications

Operational Temperature (°C)	-45 to +85
Storage Temperature (°C)	-55 to +125
Altitude	35,000 ft. (Epoxy Sealed Controlled environment)
	60,000 ft. 1.0psi min (Hermetically Sealed Un-controlled environment) (Optional)
Vibration	25g RMS (15 degrees 2KHz) endurance, 1 hour per axis
Humidity	100% RH at 35c, 95%RH at 40°C
Shock	20G for 11msec half sine wave,3 axis both directions

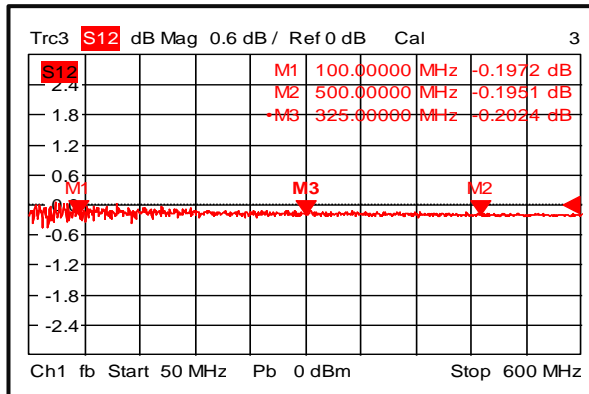
Outline Drawing:

All Dimensions in mm (inches) Tolerance ± 0.15 (0.006)

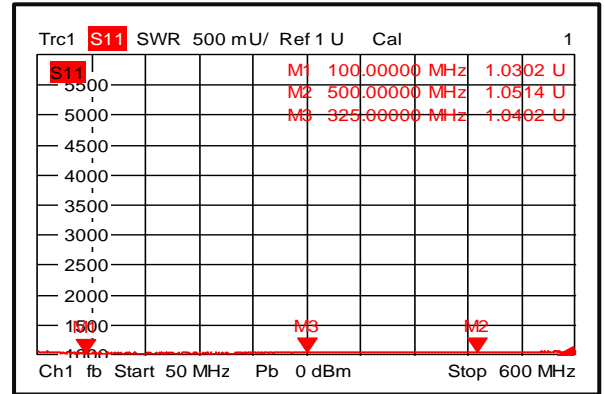




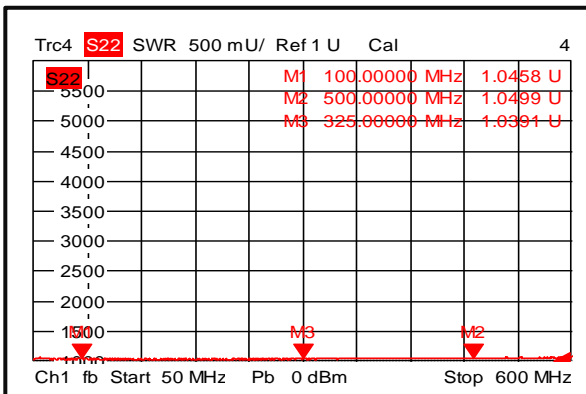
Insertion Loss



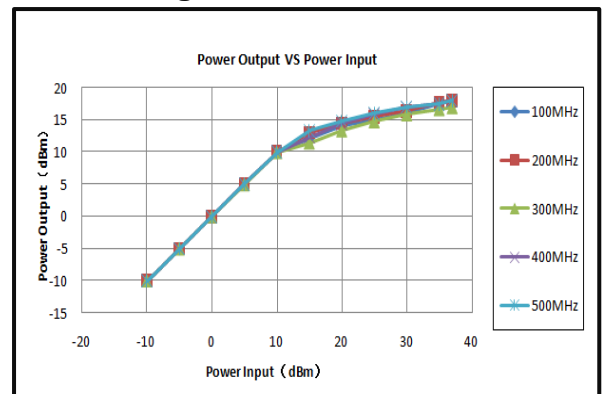
Input VSWR



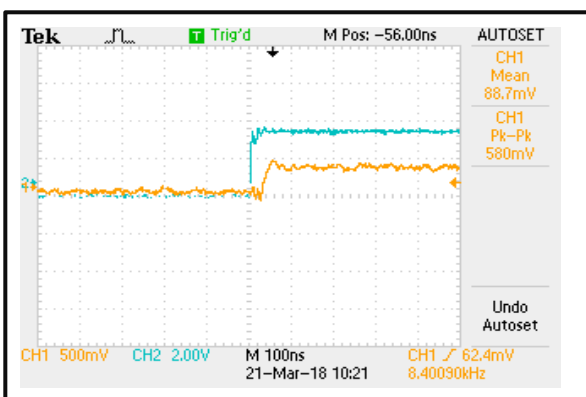
Output VSWR



Flat Leakage



Limiting Speed



Recovery Time

