



1-6GHz Power Limiter

Features

- Wide Band Operation 1-6GHz
- Passive, High Isolation Limiter
- Low Insertion Loss and Good Return Loss
- High Power Handle Capability up to 6W
- Customization available upon request

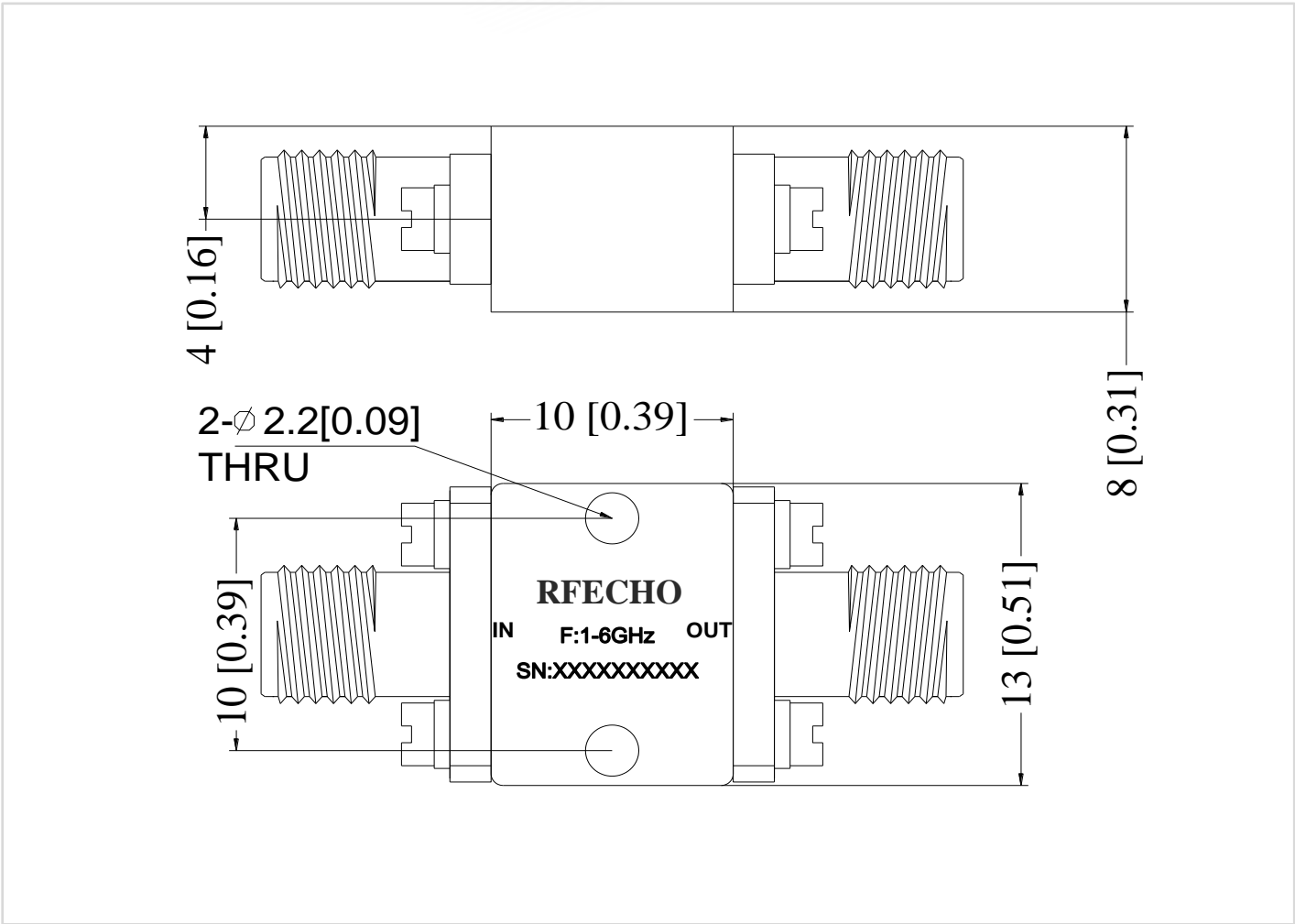


Parameters	Min.	Typ.	Max.	Units
Frequency Range	1		6	GHz
CW Input Power			6	W
Peak Power (30us with 5% duty cycle)			20	W
Insertion Loss		0.6	0.8	dB
VSWR		1.2	1.3	: 1
Flat Leakage		18	21.5	dBm
Peak Power Leakage			30	dBm
Weight	0.25 Max.			Ounces
Input / Output Connectors	SMA - Female / SMA - Female			
Material	Aluminum			
Finish	Gold Plated			

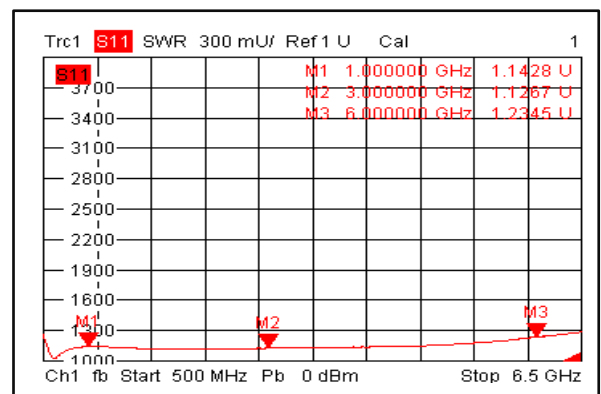
Environmental Specifications

Operational Temperature (°C)	-40 to +85
Storage Temperature (°C)	-50 to +105
Altitude	35,000 ft. (Epoxy Sealed Controlled environment)
	60,000 ft. 1.0psi min (Hermetically Sealed Un-controlled environment) (Optional)
Vibration	25g RMS (15 degrees 2KHz) endurance, 1 hour per axis
Humidity	100% RH at 35°C, 95%RH at 40°C
Shock	20G for 11msec half sine wave,3 axis both directions

All Dimensions in mm (inches) Tolerance ± 0.1 (0.004)

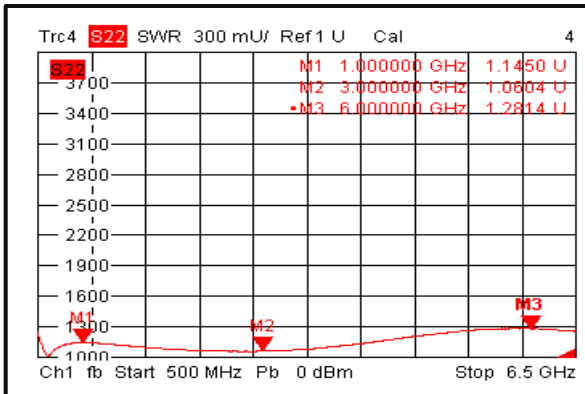


Input VSWR @+25°C

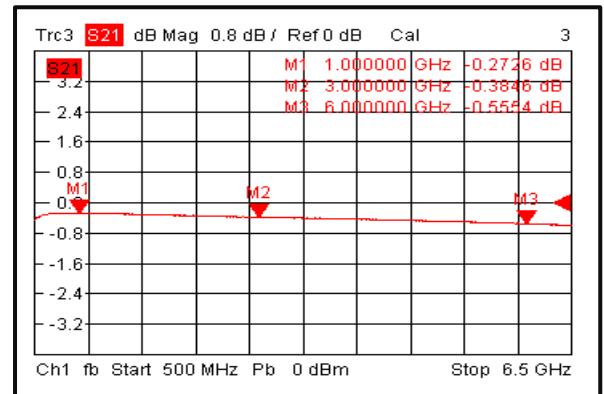




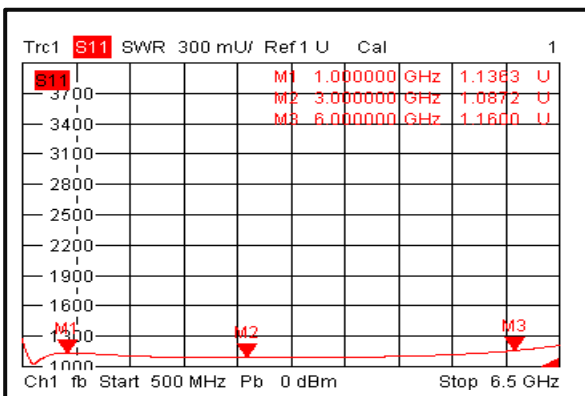
Output VSWR @+25°C



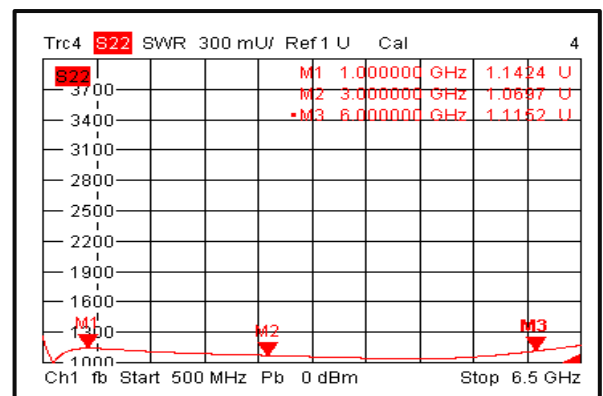
Insertion Loss @-40°C



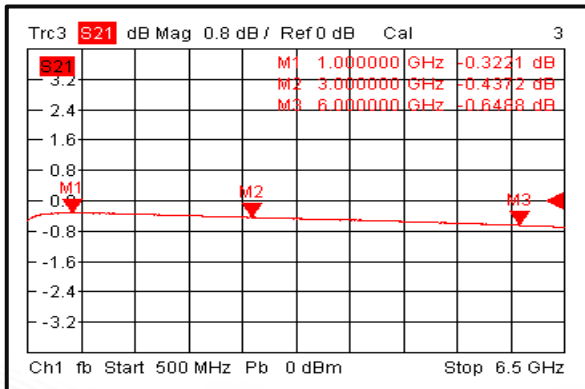
Input VSWR @-40°C



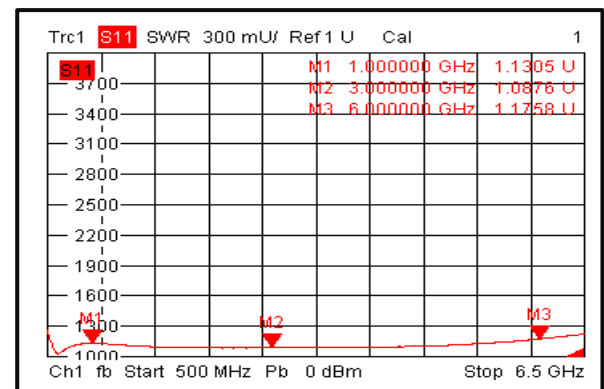
Output VSWR @-40°C



Insertion Loss @+85°C

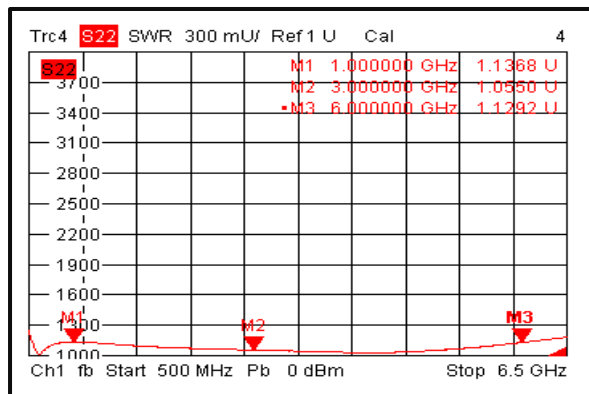


Input VSWR @+85°C

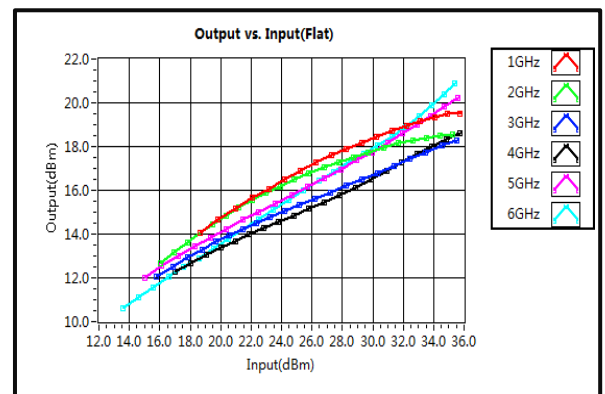




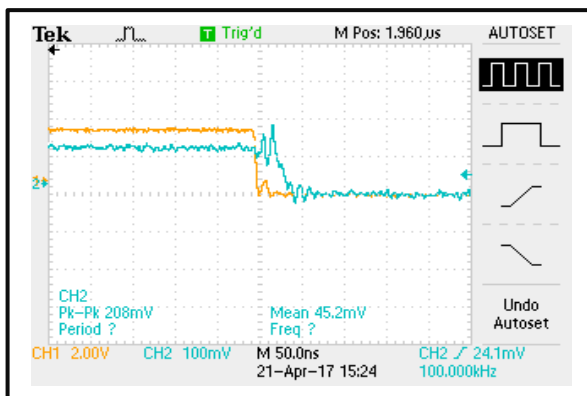
Output VSWR @+85°C



Flat Leakage Power



Recovery time





RFecho
A Gateway to RFWorld