



Voltage Control Phase Shifter 1-2GHz

Features

- Wide Band Operation 1-2GHz
- 180° Phase Shift
- Low Insertion Loss and Low Phase Error
- Single Control Operation
- Customization available upon request



Parameters	Min	Typ.	Max	Units
Frequency Range	1~2			GHz
Phase Range	180			°
Insertion Loss		3.8	5.2	dB
Insertion Loss Temperature Coefficient		0.01		dB/ °C
Phase Flatness			±10	°
Control Voltage	0	13		V
Input VSWR		2.0	2.5	: 1
Output VSWR		2.0	2.5	: 1
0.1dB Compression Point (P0.1dB)		25		dBm
I _{lp3}		30		dBm
Weight	0.4 Max.			ounces
Impedance	50			Ω
current	5 Max.			mA
Input / Output Connectors	SMA-Female			
Finish	Gold Plated			
Material	Aluminum			
Sealing	Hermetically Sealed (Optional)			



Absolute Maximum Ratings

Control Voltage	0V~ 15V
RF Input power	+27dBm

Environmental Specifications

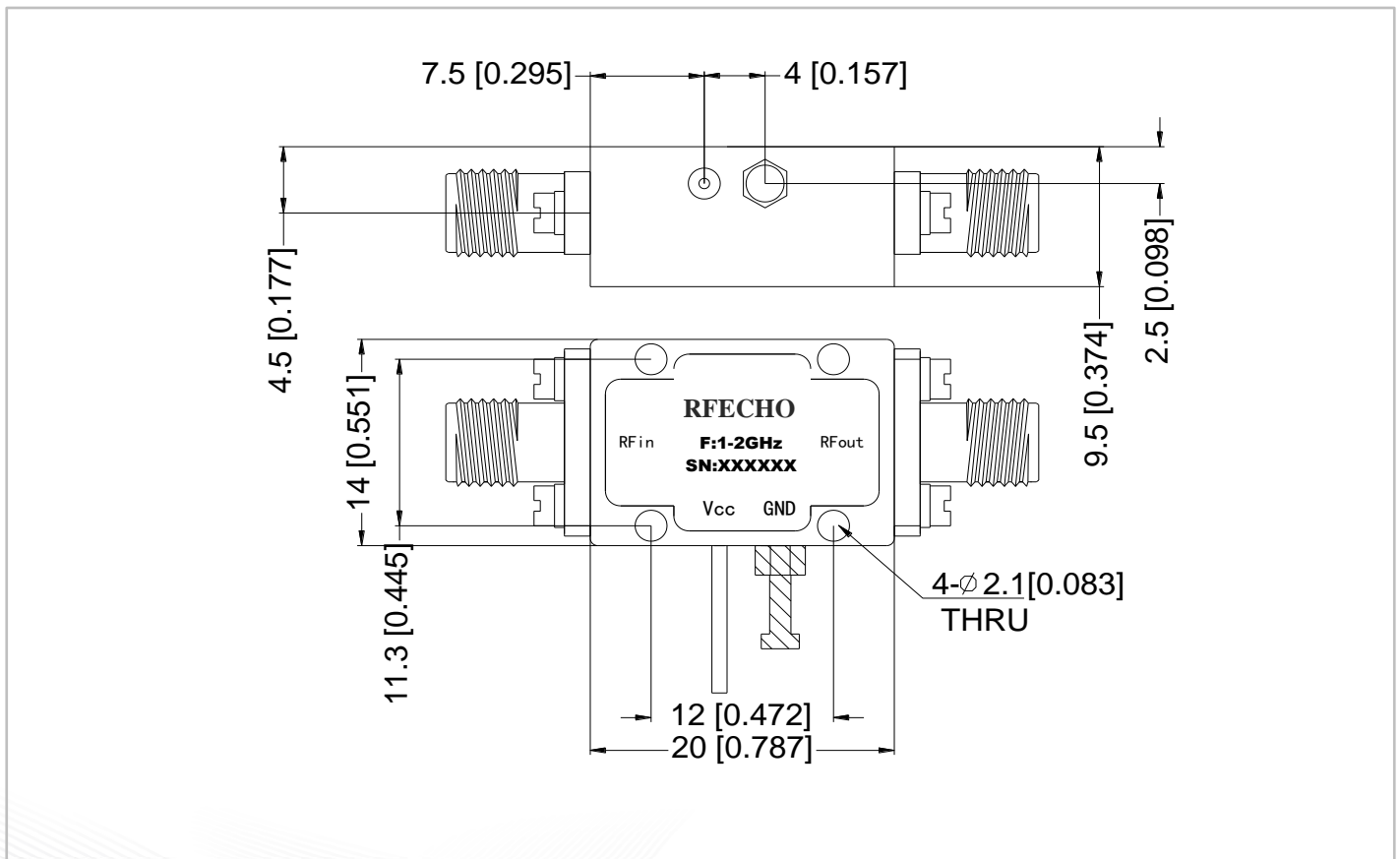
Operational Temperature	-40°C~+85°C
Storage Temperature	-50°C~+105°C
Altitude	30,000 ft. (Epoxy Sealed Controlled environment)
	60,000 ft. 1.0psi min (Hermetically Sealed Un-controlled environment) (Optional)
Vibration	25g RMS (15 degrees 2KHz) endurance, 1 hour per axis
Humidity	100% RH at 35°C, 95%RH at 40°C
Shock	20G for 11msec half sine wave, 3 axis both directions

Ordering Information

Part No.	Description
DBVCPS01000200B	1-2GHz Voltage Phase Shifter

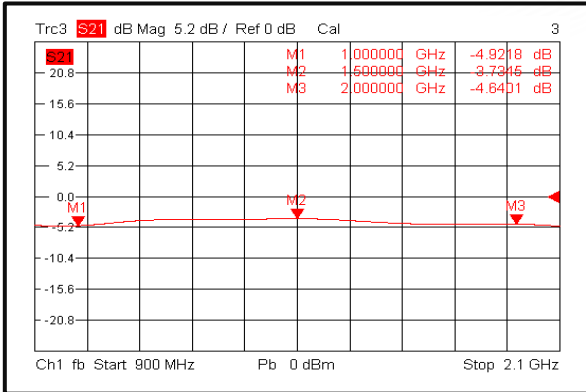
Outline Drawing:

All Dimensions in mm (inches)

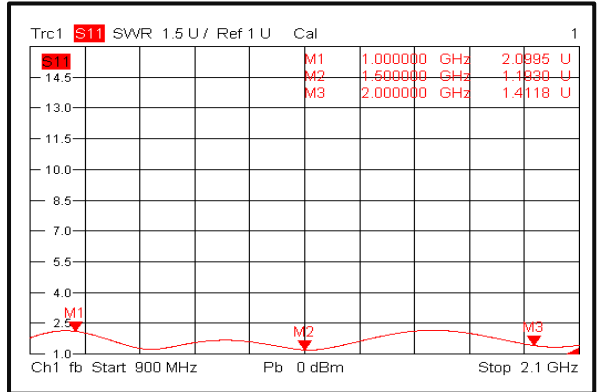




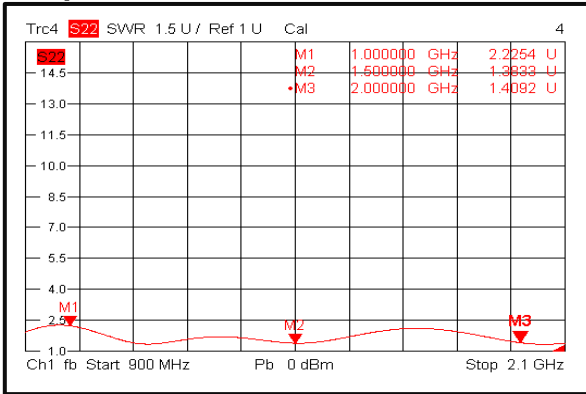
Insertion Loss @ +25°C



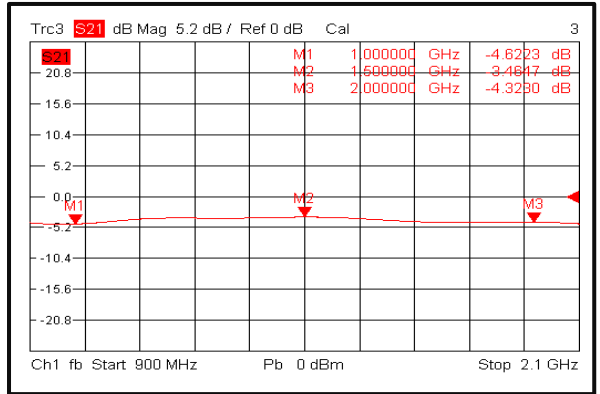
Input VSWR @ +25°C



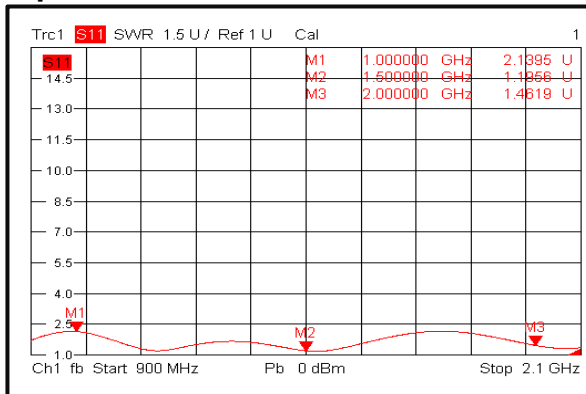
Output VSWR @ +25°C



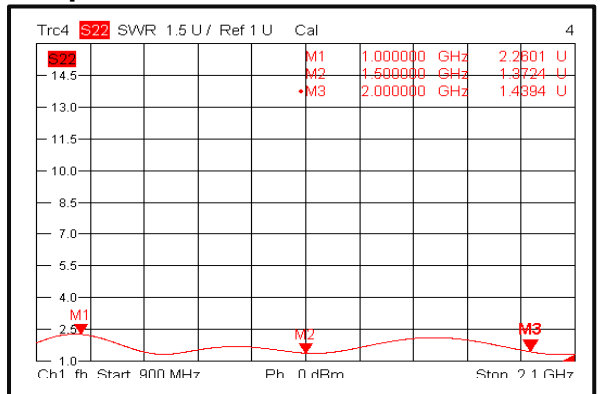
Insertion Loss @ -40°C



Input VSWR @ -40°C

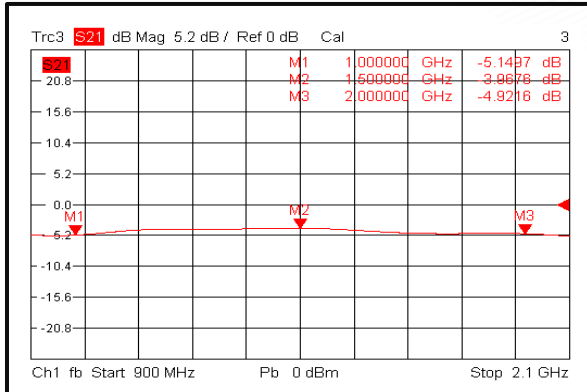


Output VSWR @ -40°C

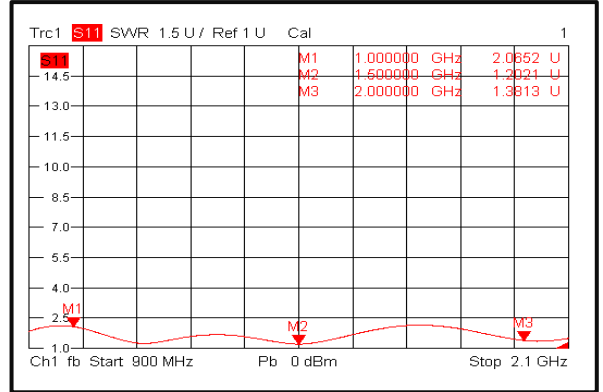




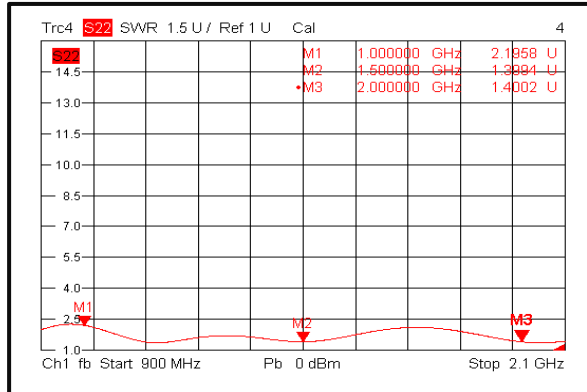
Insertion Loss @ +85°C



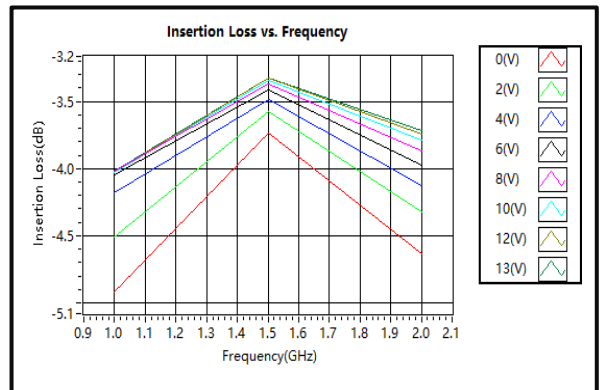
Input VSWR @ +85°C



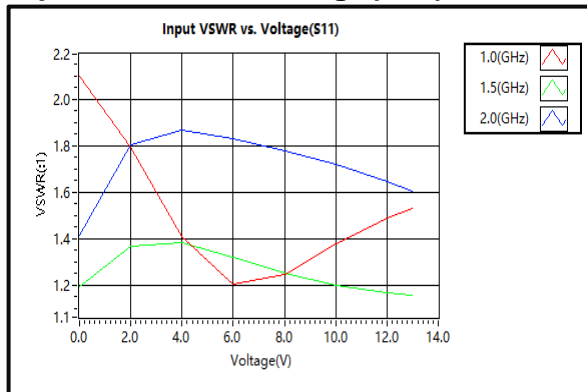
Output VSWR @ +85°C



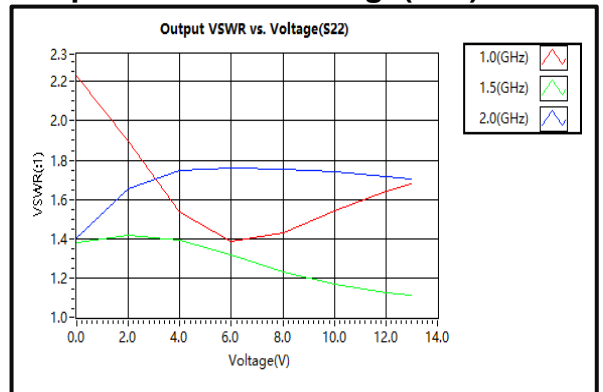
Insertion Loss vs. Frequency



Input VSWR vs. Voltage(S11)

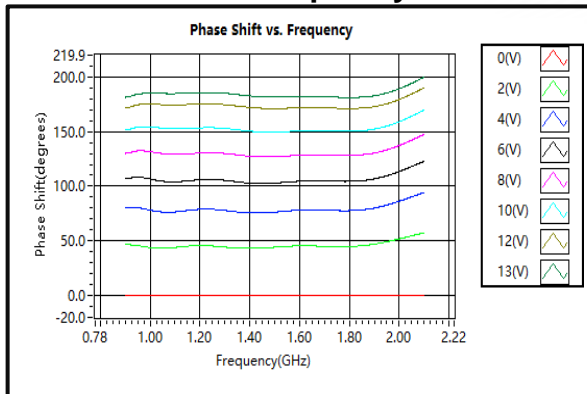


Output VSWR vs. Voltage(S22)

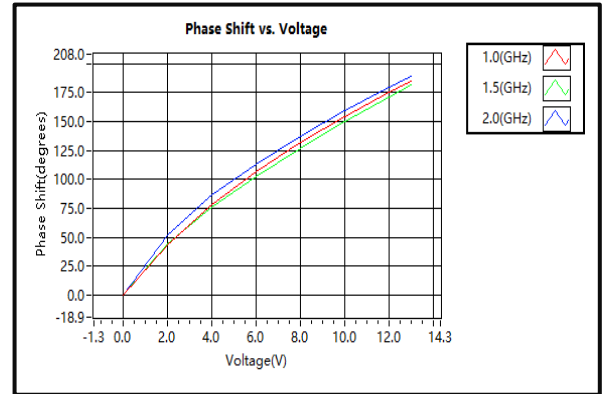




Phase Shift vs. Frequency



Phase Shift vs. Voltage



Attenuation vs. Frequency

