




Voltage Control Phase Shifter 2-4GHz



Features

- Wide Band Operation 2-4GHz
- 360° Phase Shift
- Low Insertion Loss and Low Phase Error
- Single Control Operation
- Customization available upon request

Parameter	Min	Typ.	Max	Units
Frequency Range		2 ~ 4		GHz
Phase Range		360		deg
Phase Error		±10	±15	deg
Insertion Loss		4.0	5.5	dB
Insertion Loss Temperature Coefficient		0.1		dB/ °C
Input VSWR		2.0	2.8	: 1
Output VSWR		2.0	2.8	: 1
0.1dB Compression Point (P0.1dB)		25		dBm
Control Voltage	0	10		V
current		5 Max.		mA
Impedance		50		Ω
Weight		3.6 Max.		ounces
Input / Output Connectors		SMA-Female		
Finish		Gold Plated		
Material		Aluminum		
Sealing		Hermetically Sealed (Optional)		



Absolute Maximum Ratings

Control Voltage	0~ 15V
RF Input power	+27dBm

Environmental Specifications

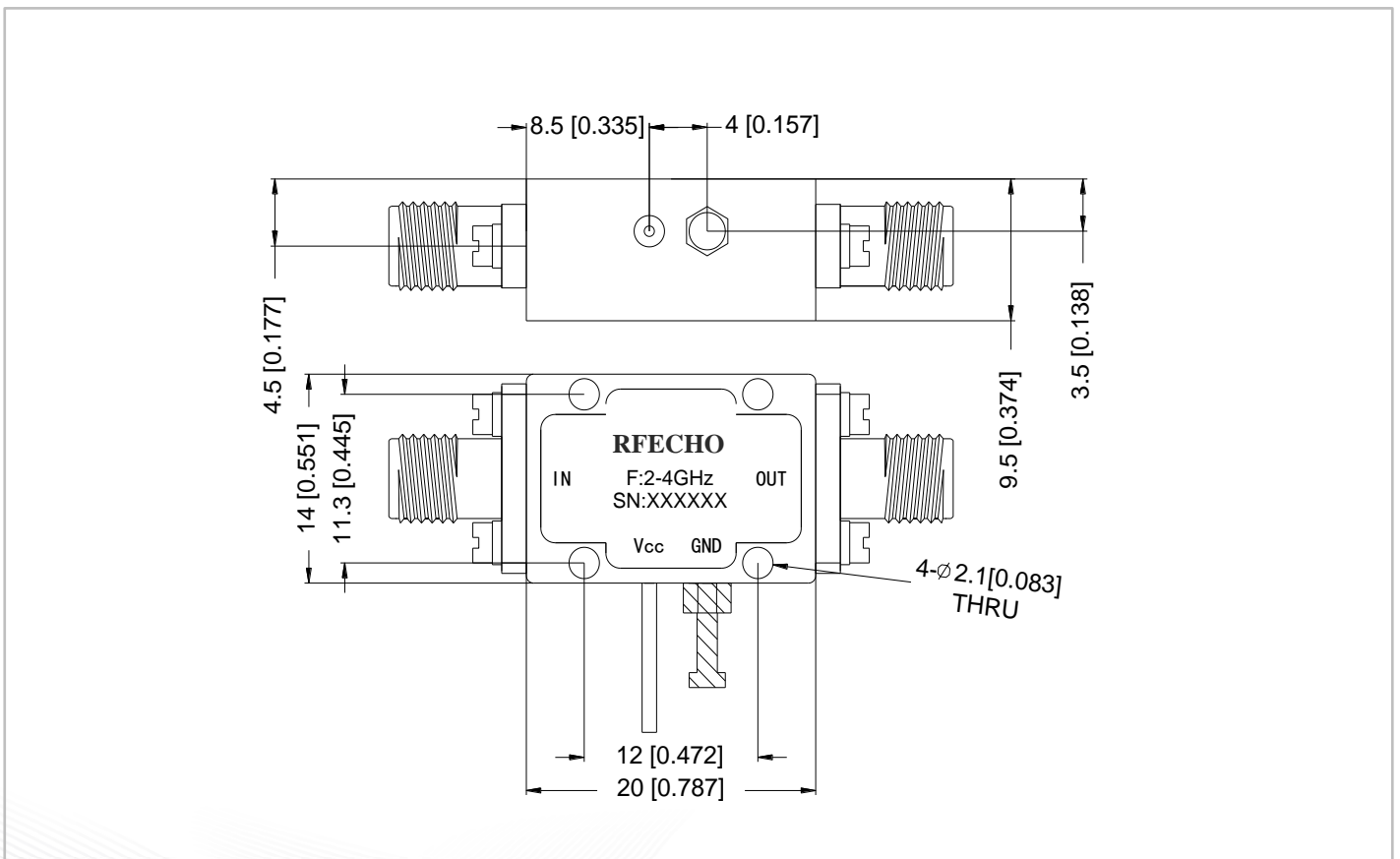
Operational Temperature	-40°C~+85°C
Storage Temperature	-50°C~+105°C
Altitude	30,000 ft. (Epoxy Sealed Controlled environment)
	60,000 ft. 1.0psi min (Hermetically Sealed Un-controlled environment) (Optional)
Vibration	25g RMS (15 degrees 2KHz) endurance, 1 hour per axis
Humidity	100% RH at 35°C, 95%RH at 40°C
Shock	20G for 11msec half sine wave, 3 axis both directions

Ordering Information

Part No.	Description
DBVCPS02000400A	2-4GHz Voltage Control Phase Shifter

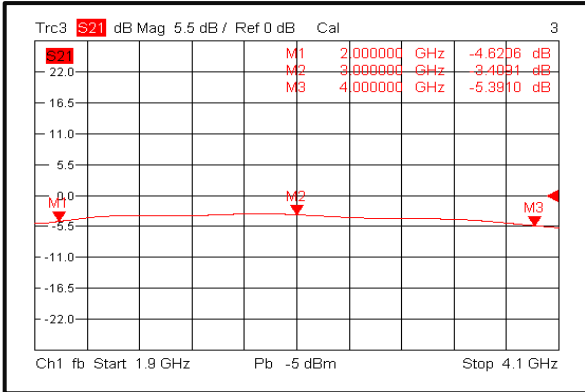
Outline Drawing:

All Dimensions in mm (inches)

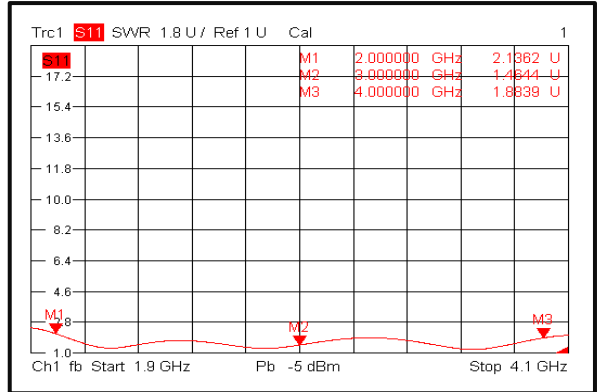




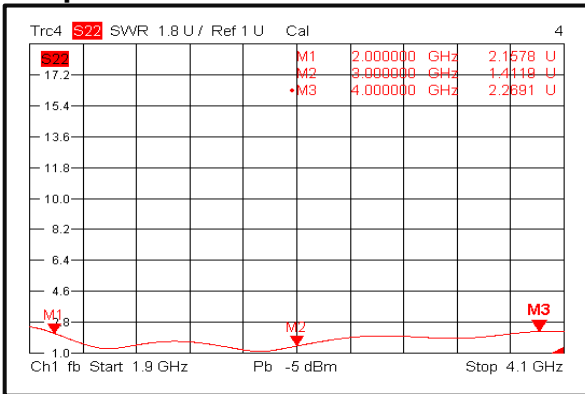
Insertion Loss @ +25°C



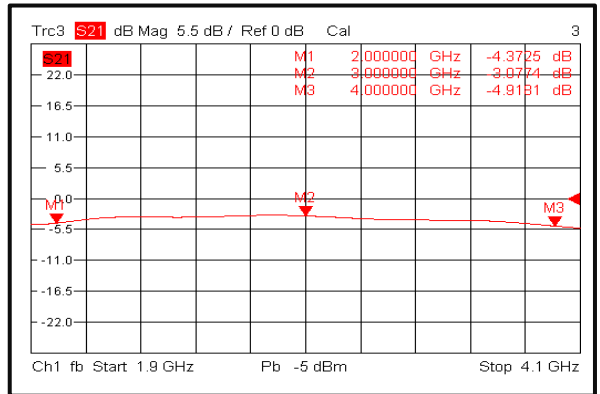
Input VSWR @ +25°C



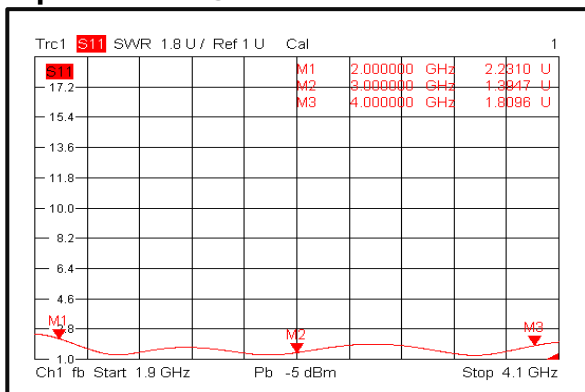
Output VSWR @ +25°C



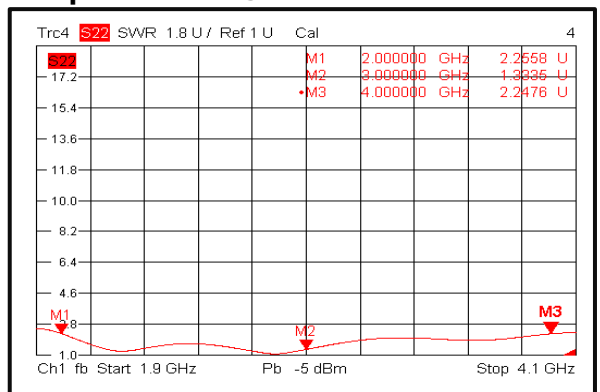
Insertion Loss @ -40°C



Input VSWR @ -40°C

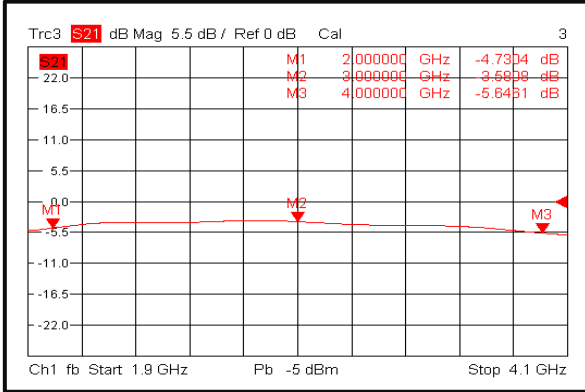


Output VSWR @ -40°C

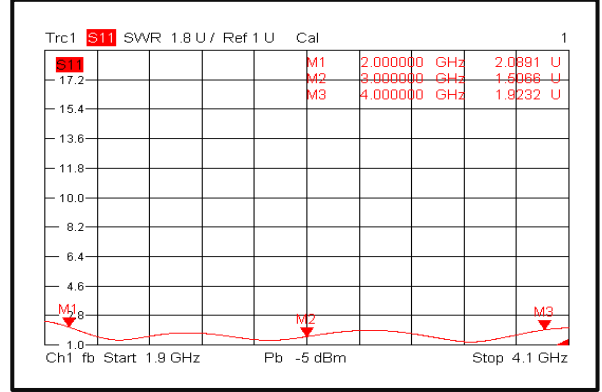




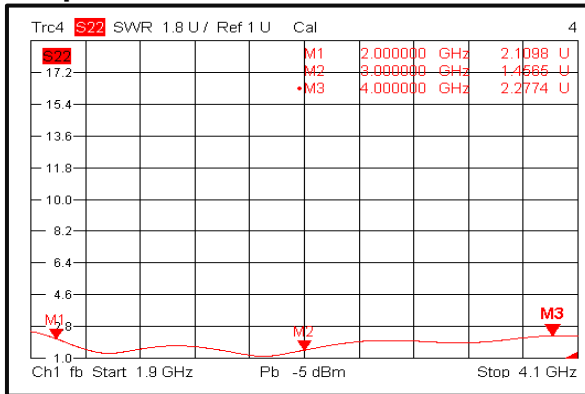
Insertion Loss @ +85°C



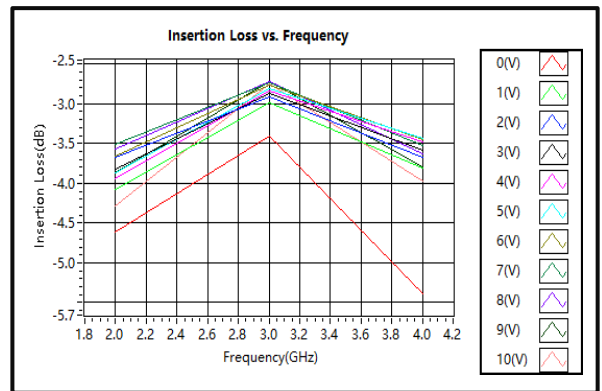
Input VSWR @ +85°C



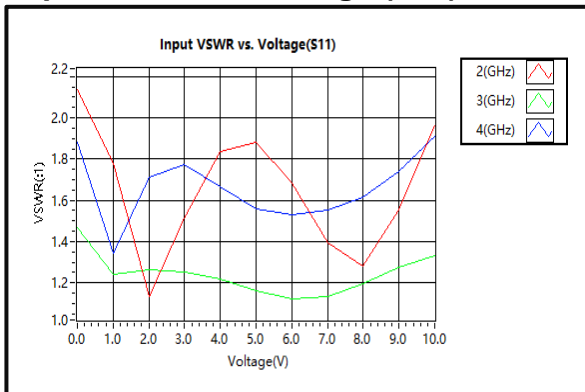
Output VSWR @ +85°C



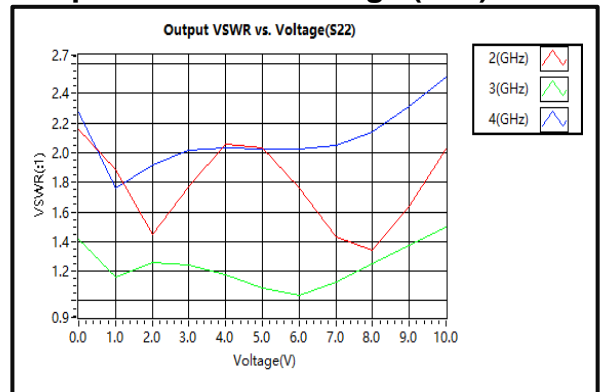
Insertion Loss vs. Frequency



Input VSWR vs. Voltage (S11)

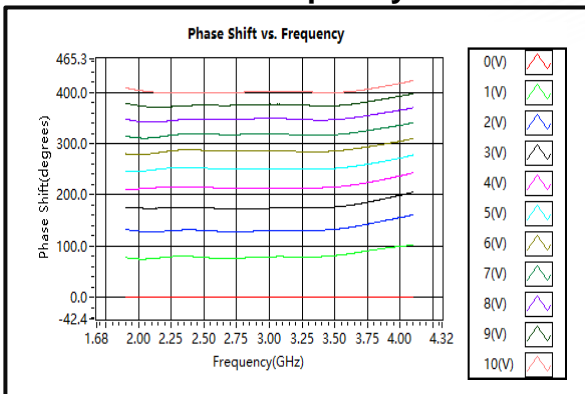


Output VSWR vs. Voltage (S22)

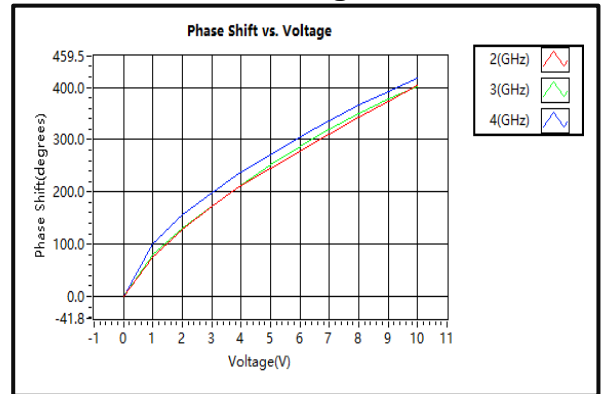




Phase Shift vs. Frequency



Phase Shift vs. Voltage



Normalized Attenuation vs. Frequency

