


Voltage Control Phase Shifter 4 - 8GHz



Features

- Wide Band Operation 4-8GHz
- 180° Phase Shift
- Low Insertion Loss and Low Phase Error
- Single Control Operation
- Customization available upon request

Parameters	Min	Typ.	Max	Units
Frequency Range	4		8	GHz
Phase Range		180		deg
Phase Flatness		±8	±15	deg
Insertion Loss		5.5	6.0	dB
Insertion Loss Temperature Coefficient		0.11		dB/ °C
Input VSWR		2.1	2.5	:1
Output VSWR		2	2.5	:1
0.1dB Compression Point (P0.1dB)		25		dBm
Control Voltage	0	10		V
current		5		mA
Impedance		50		Ω
Weight		0.35		ounces
Input / Output Connectors	SMA-Female (
Finishing	Gold Plating			
Material	Aluminum			
Sealing	Hermetically Sealed (optional)			



Absolute Maximum Ratings

Control Voltage	0~ +15V
RF Input Power	+27dBm

Ordering Information

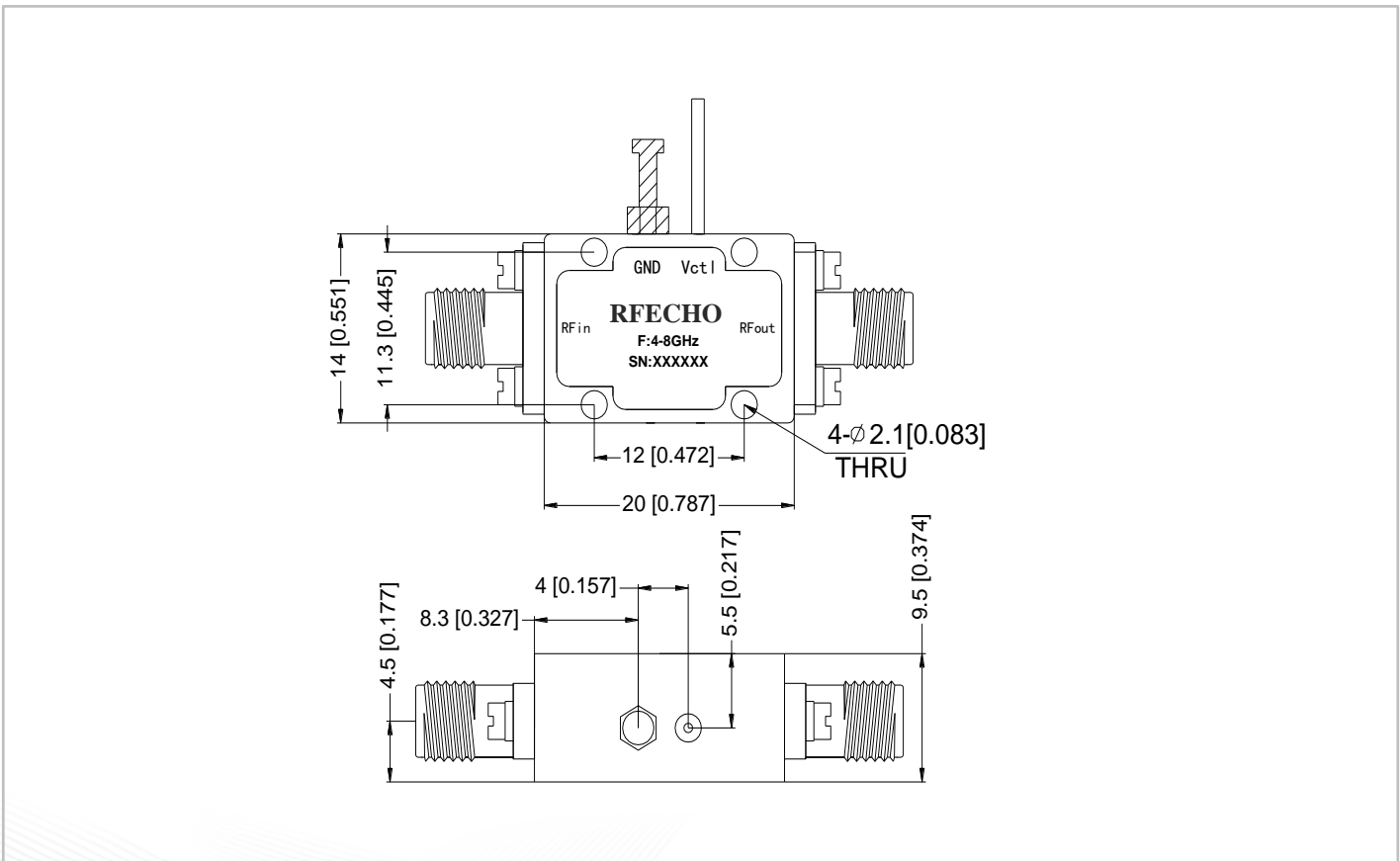
Part No.	Description
DBVCPS04000800C	4-8GHz Voltage Phase Shifter

Environmental Specifications

Operational Temperature	-40°C~+85°C
Storage Temperature	-50°C~+105°C
Altitude	30,000 ft. (Epoxy Sealed Controlled environment)
	60,000 ft. 1.0psi min (Hermetically Sealed Uncontrolled environment) (Optional)
Vibration	25g RMS (15 degrees 2KHz) endurance, 1 hour per axis
Humidity	100% RH at 35°C, 95%RH at 40°C
Shock	20G for 11msec half sine wave, 3 axis both directions

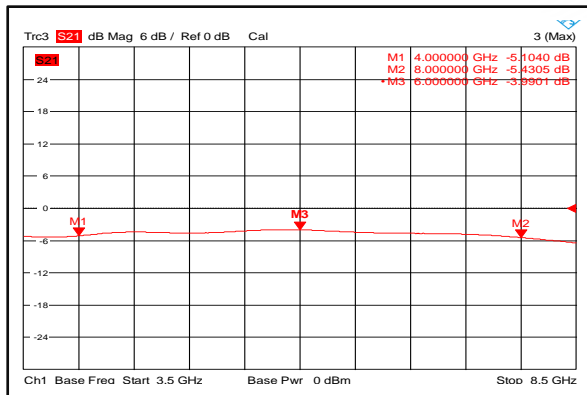
Outline Drawing:

All Dimensions in mm (inches)

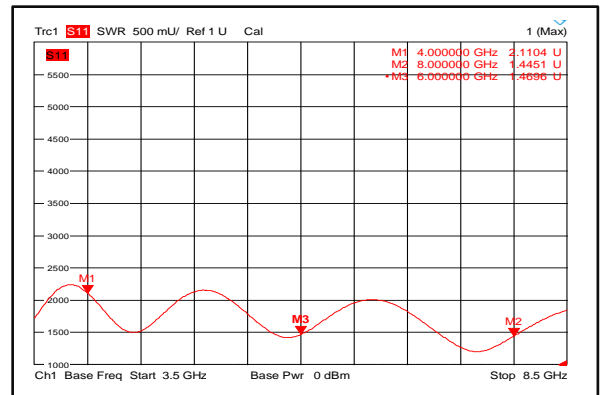




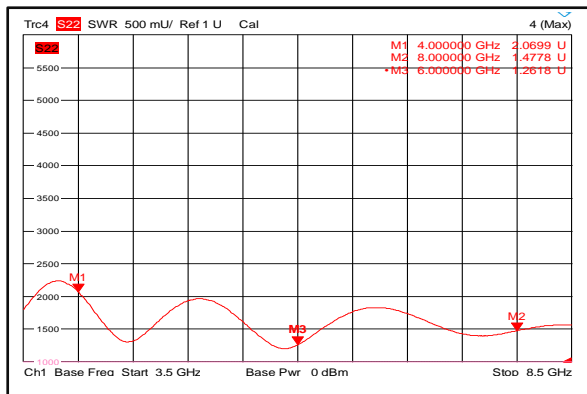
Insertion Loss @ +25°C



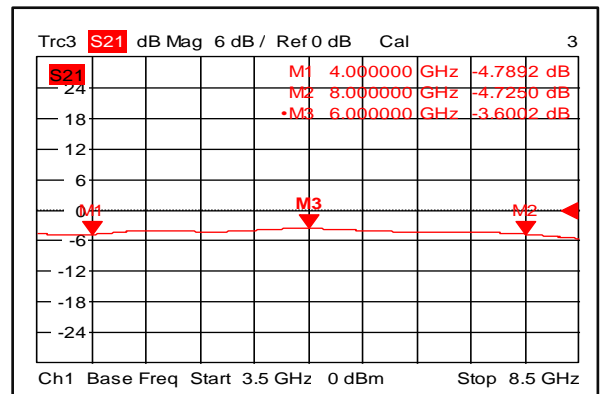
Input VSWR @ +25°C



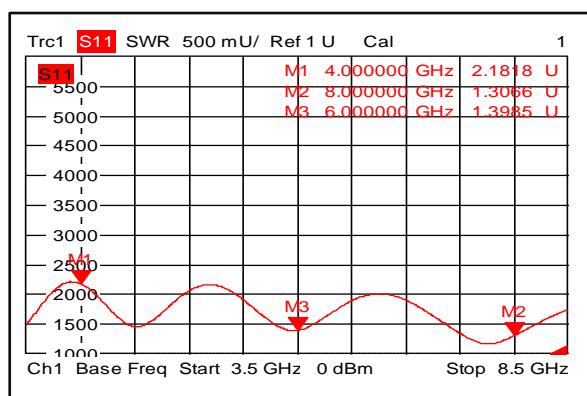
Output VSWR @ +25°C



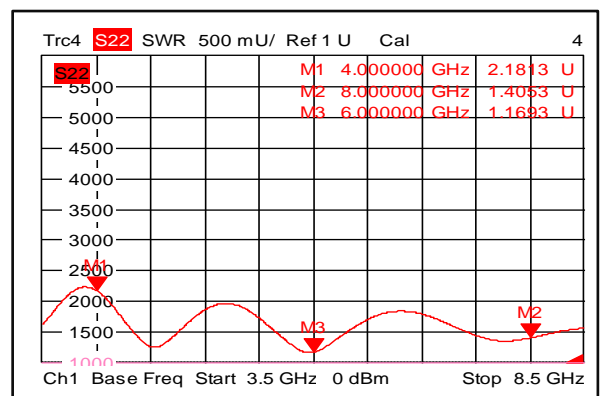
Insertion Loss @ -40°C



Input VSWR @ -40°C

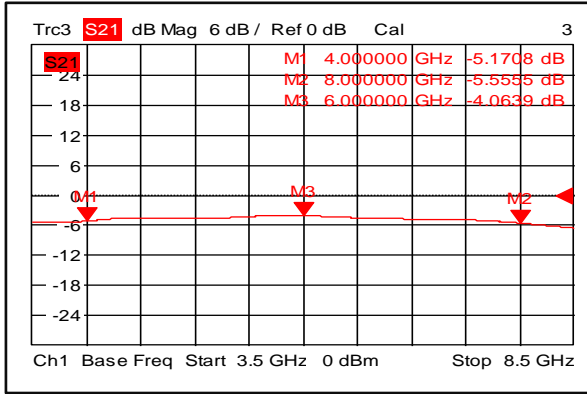


Output VSWR @ -40°C

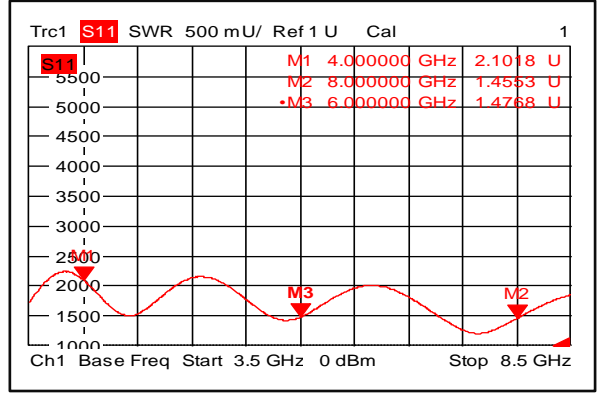




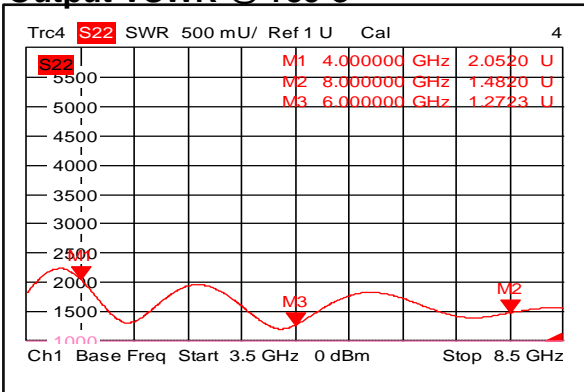
Insertion Loss @ +85°C



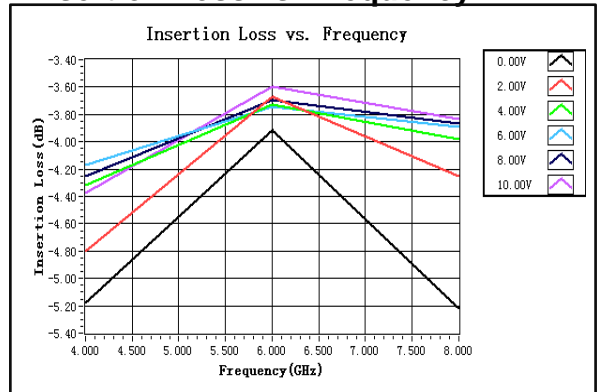
Input VSWR @ +85°C



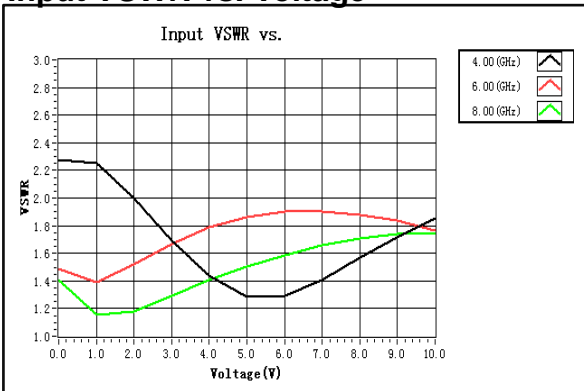
Output VSWR @ +85°C



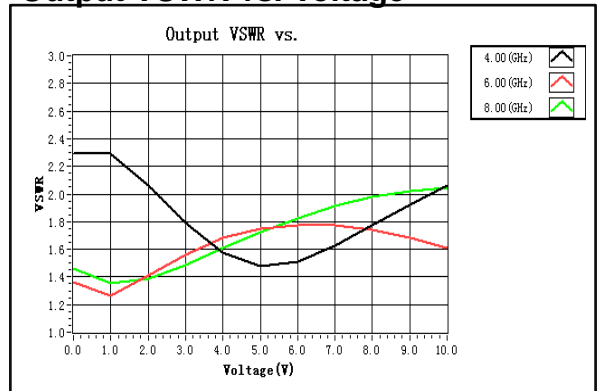
Insertion Loss vs. Frequency



Input VSWR vs. Voltage

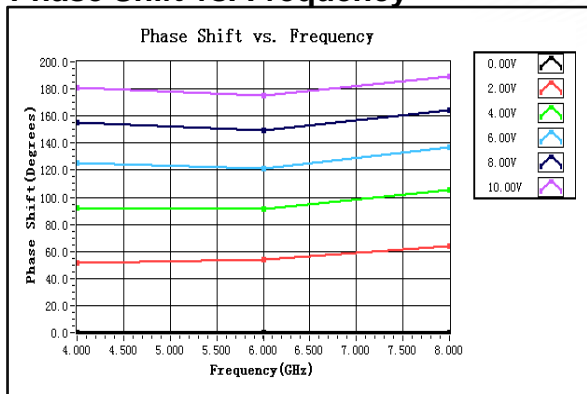


Output VSWR vs. Voltage

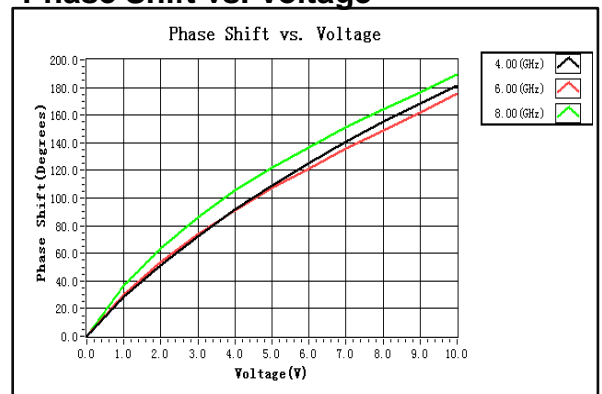




Phase Shift vs. Frequency



Phase Shift vs. Voltage



Attenuation vs. Frequency

