




Hermetically Sealed Absorptive Voltage Control Attenuator 200 – 500MHz

Features

- Wide Band Operation 200-500MHz
- Wide Attenuation Range 30dB
- Absorptive Topology
- Single Control Operation
- Customization available upon request



Parameters	Min	Typ.	Max	Units
Frequency Range	200-500			MHz
Attenuation Range	30	35		dB
Insertion Loss		1.8	2.5	dB
Insertion Loss Temperature Coefficient		0.01		dB/ °C
Input VSWR		1.5	2.1	: 1
Output VSWR		1.5	2.1	: 1
Input power			2	W
Input Ip3		45		dBm
Switching Speed			2.5	us
Control Voltage	0	10		V
Weight	0.71			ounces
Impedance	50			Ω
Current	100			mA
Connectors	SMA-Female			
Finish	Gold Plated			
Material	Aluminum			
Sealing	Hermetically Sealed (Laser Welded)			



Absolute Maximum Ratings

Control Voltage	0V~ 15V
RF Input power	+33dBm

Environmental Specifications

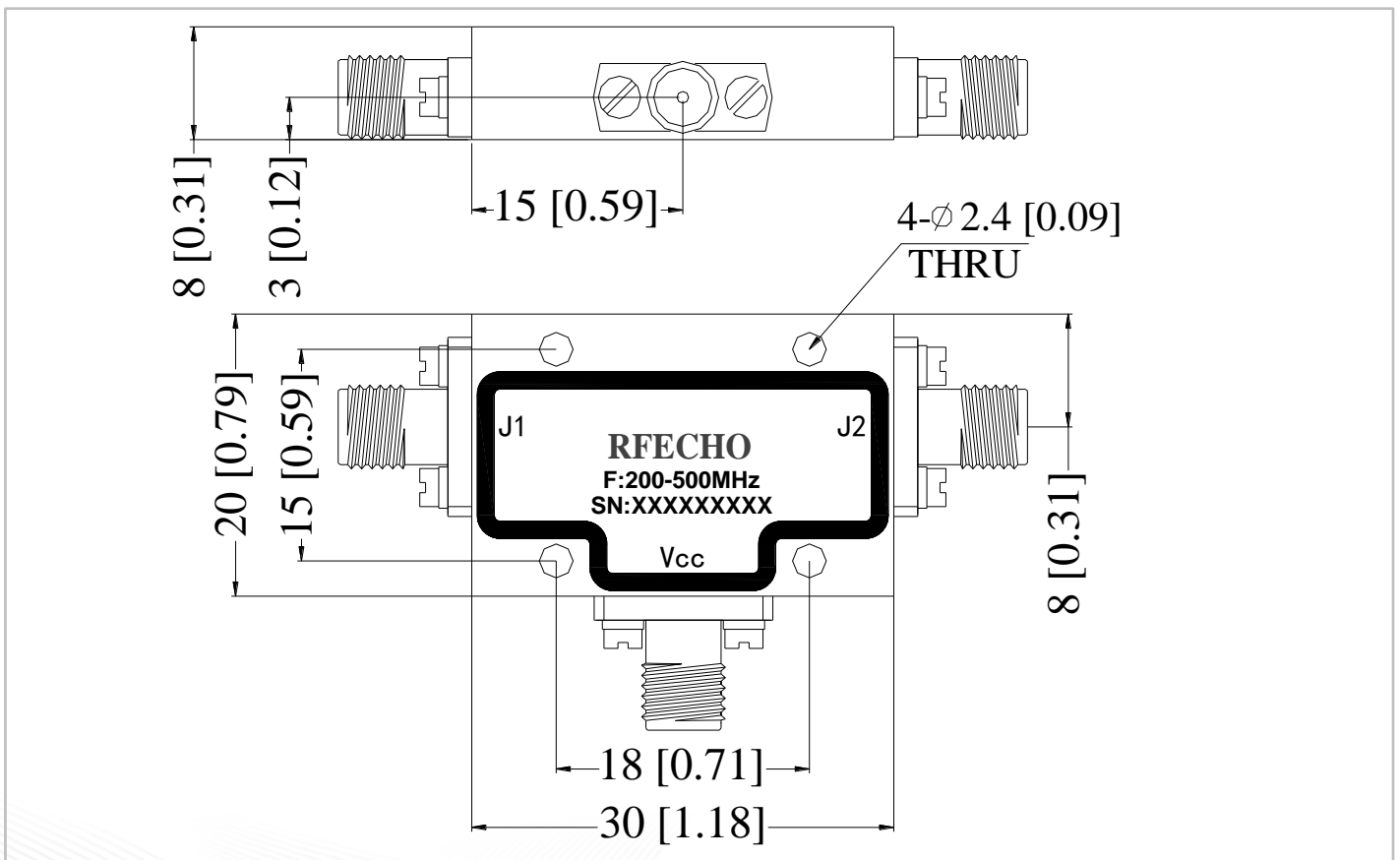
Operational Temperature	-40°C~+85°C
Storage Temperature	-50°C~+105°C
Altitude	30,000 ft. (Epoxy Sealed Controlled environment)
	60,000 ft. 1.0psi min (Hermetically Sealed Un-controlled environment) (Optional)
Vibration	25g RMS (15 degrees 2KHz) endurance, 1 hour per axis
Humidity	100% RH at 35°C, 95%RH at 40°C
Shock	20G for 11msec half sine wave, 3 axis both directions

Ordering Information

Part No.	Description
DBVA3000200050A	200-500MHz Voltage Control Attenuator

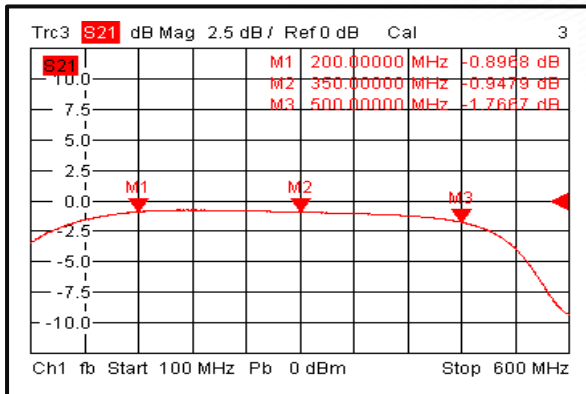
Outline Drawing:

All Dimensions in mm (inches)

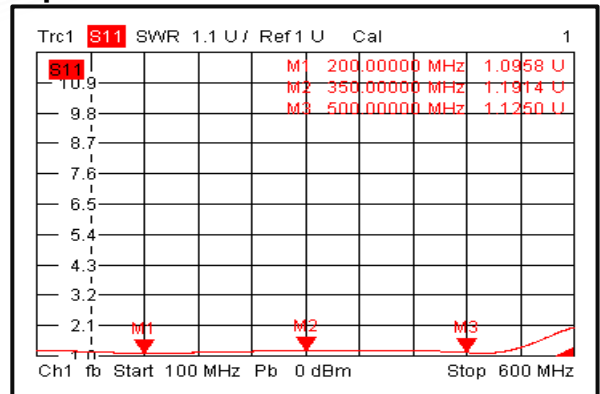




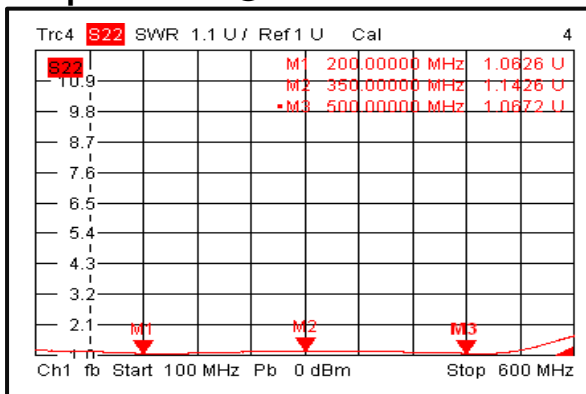
Insertion Loss @+25°C



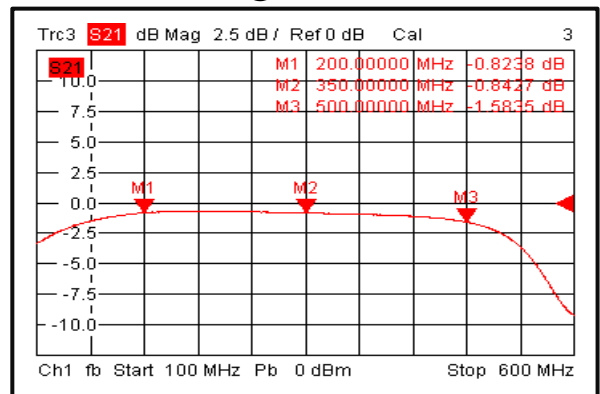
Input VSWR @+25°C



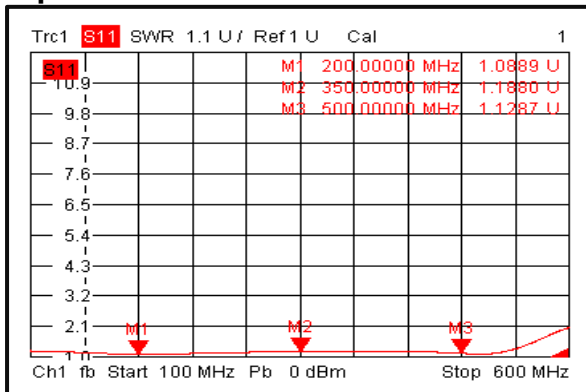
Output VSWR @+25°C



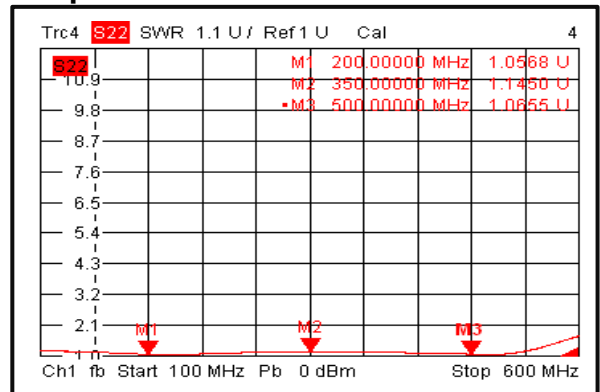
Insertion Loss @-40°C



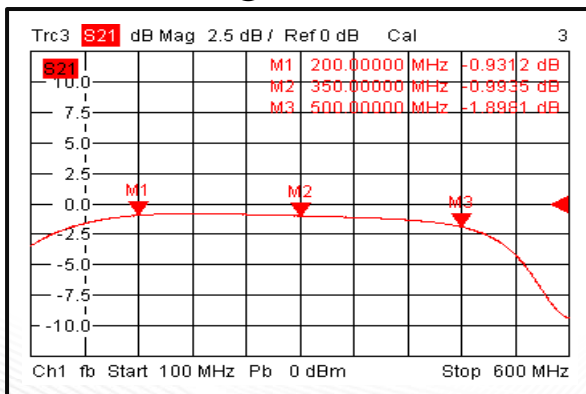
Input VSWR @-40°C



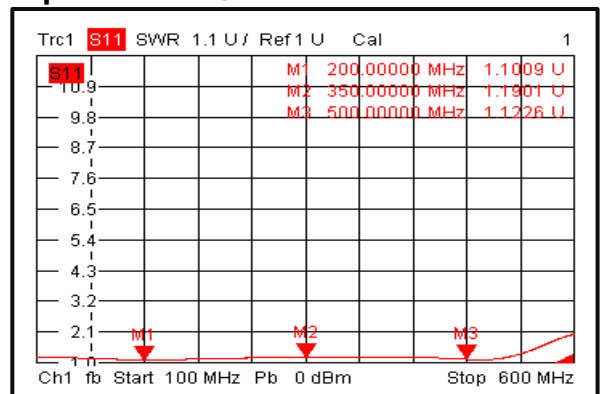
Output VSWR @-40°C



Insertion Loss @+85°C

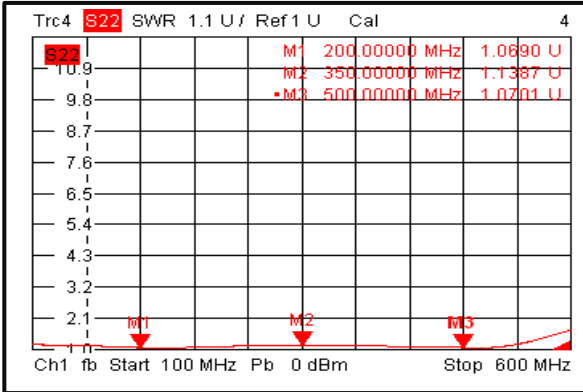


Input VSWR @+85°C

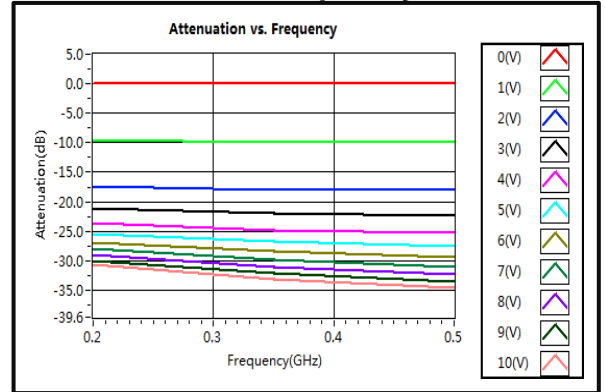




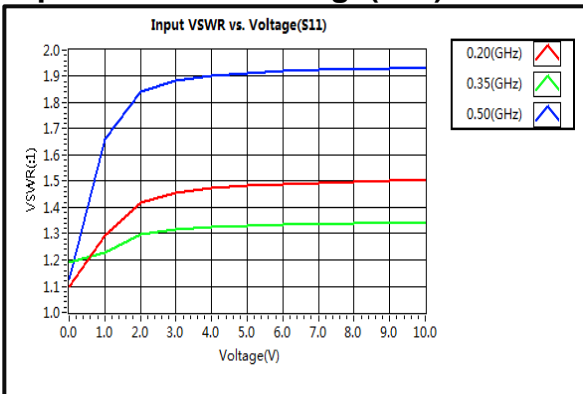
Output VSWR @+85°C



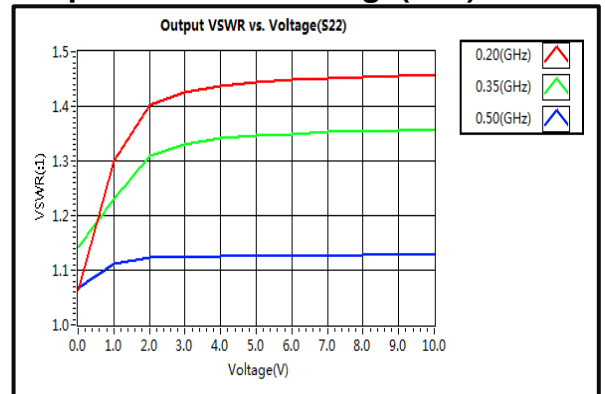
Attenuation vs. Frequency



Input VSWR vs. Voltage(S11)



Output VSWR vs. Voltage(S22)



Phase Shift vs. Frequency

