



# Absorptive Voltage Control Attenuator 2-18GHz

## Features

- Wide Band Operation 2-18GHz
- Wide Attenuation Range 30dB
- Reflective Topology
- Single Control Operation
- Customization available upon request



Parameters	Min.	Typ.	Max.	Units
Frequency Range	2~ 18			GHz
Attenuation Range		30		dB
Insertion Loss		1.8	2.2	dB
Insertion Loss Temperature Coefficient		0.01		dB/ °C
Input VSWR @Insertion Loss state		1.5	1.8	: 1
Output VSWR @Insertion Loss state		1.5	1.8	: 1
0.1dB Compression Point (P0.1dB)		30		dBm
Input Ip3		43		dBm
Switching Speed			2.5	us
Control Voltage	0	10		V
Weight	0.3 Max.			ounces
Impedance	50			$\Omega$
Current	15			mA
Input / Output Connectors	SMA-Female			
Finish	Gold plated			
Material	copper			
Sealing	Hermetically Sealed (Optional)			



### Absolute Maximum Ratings

Control Voltage	0~ 13V
RF Input power	+30dBm

### Environmental Specifications

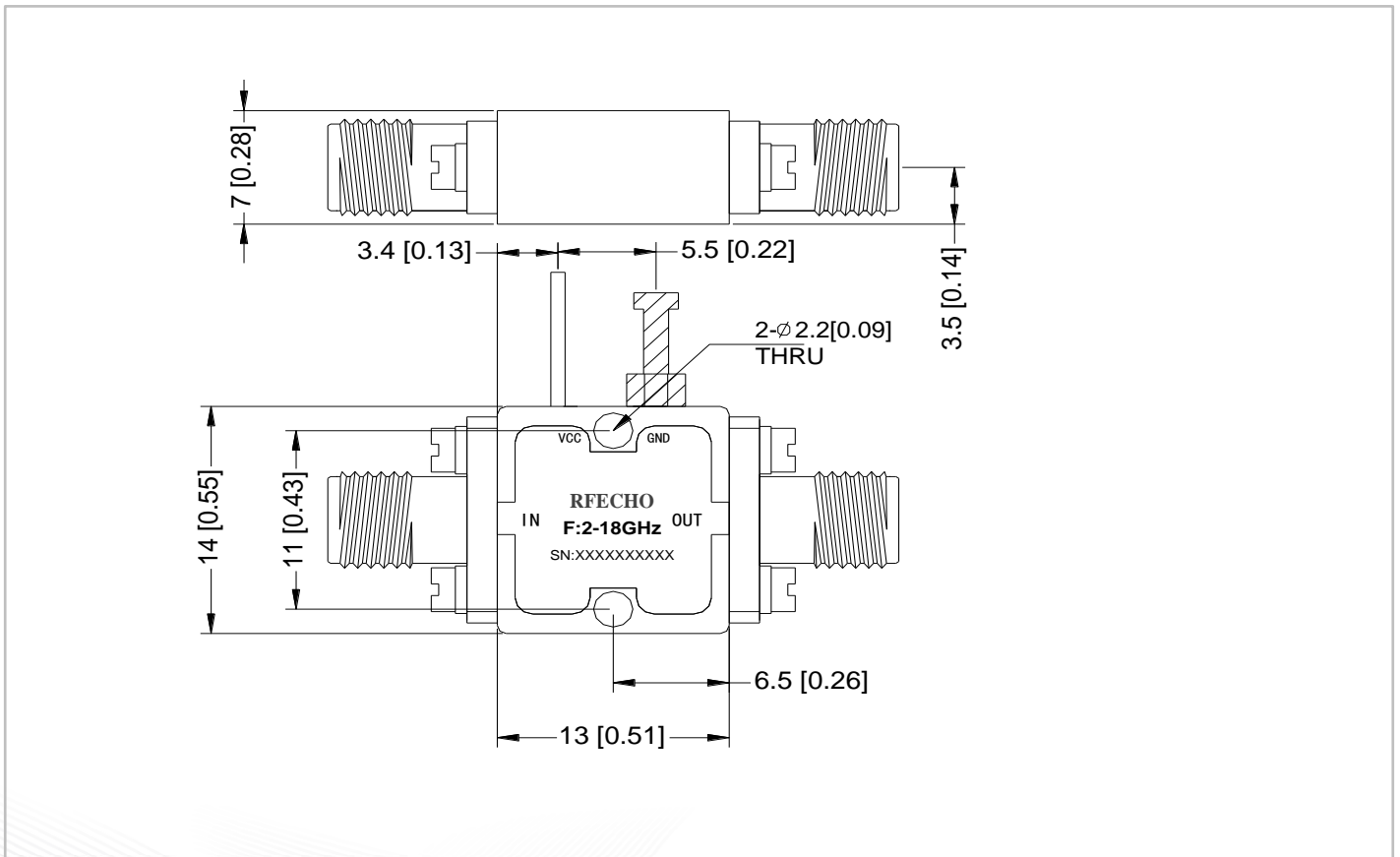
Operational Temperature	-40°C~+85°C
Storage Temperature	-50°C~+105°C
Altitude	30,000 ft. (Epoxy Sealed Controlled environment)
	60,000 ft. 1.0psi min (Hermetically Sealed Un-controlled environment) (Optional)
Vibration	25g RMS (15 degrees 2KHz) endurance, 1 hour per axis
Humidity	100% RH at 35°C, 95%RH at 40°C
Shock	20G for 11msec half sine wave, 3 axis both directions

### Ordering Information

Part No.	Description
DBVA3002001800A	2-18GHz Voltage Control Attenuator

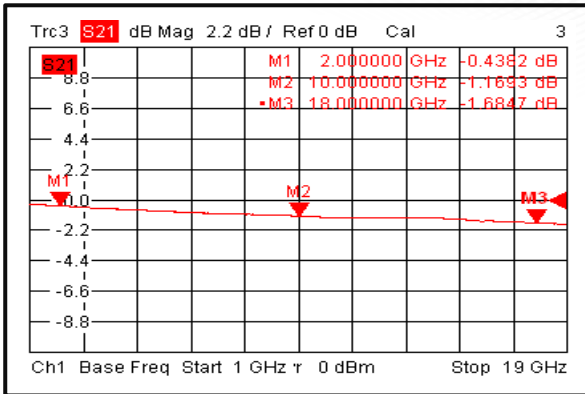
### Outline Drawing:

All Dimensions in mm (inches)

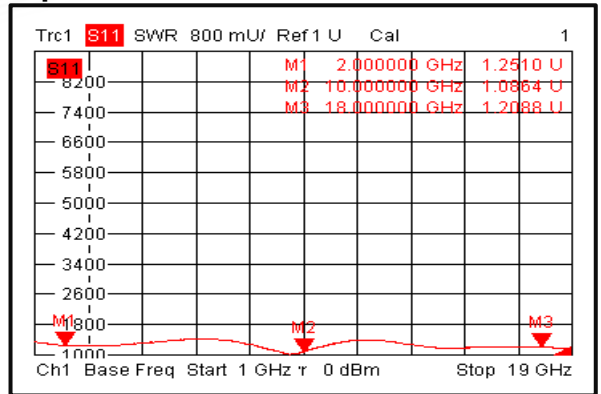




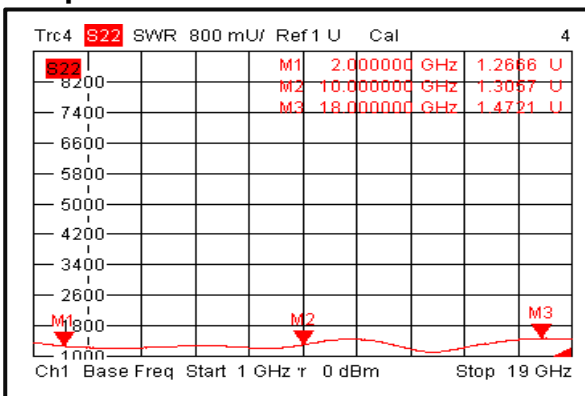
### Insertion Loss @+25°C



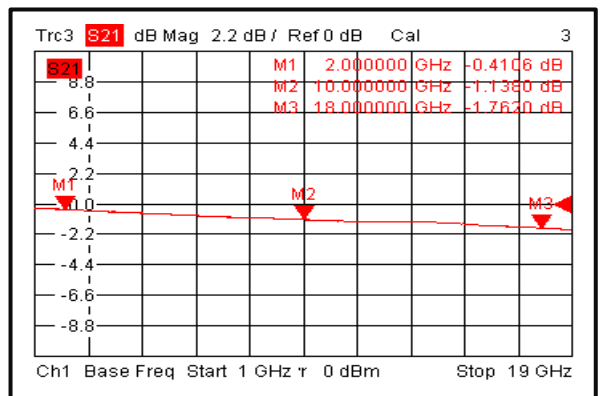
### Input VSWR @+25°C



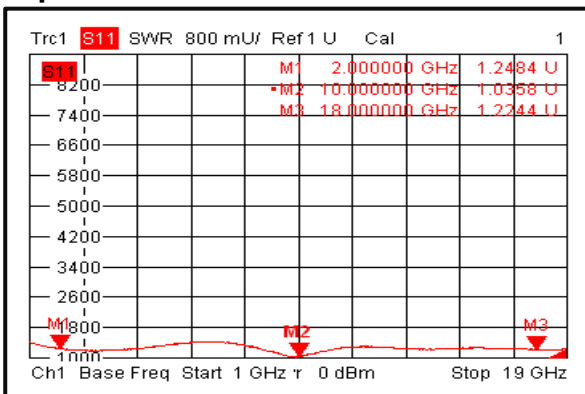
### Output VSWR @+25°C



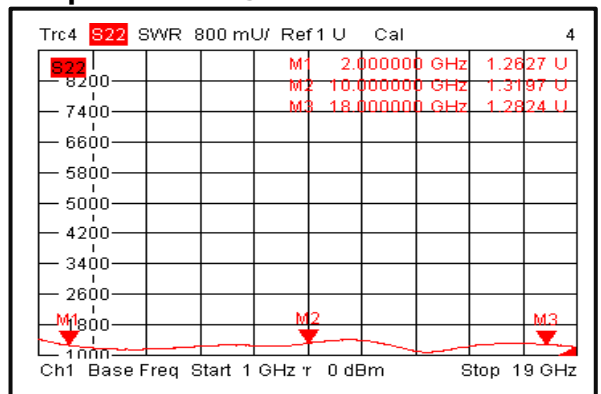
### Insertion Loss @-40°C



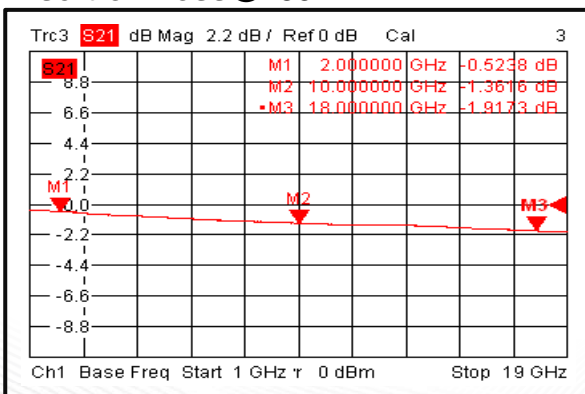
### Input VSWR @-40°C



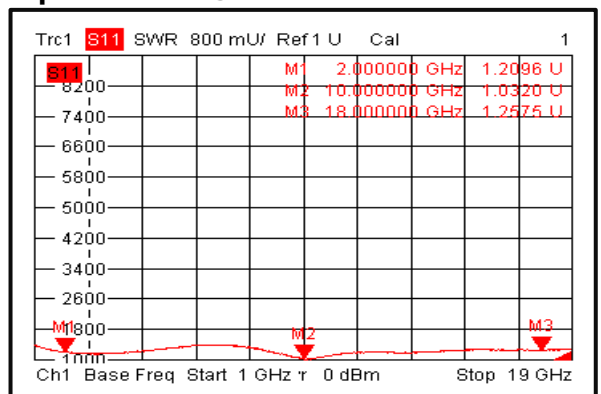
### Output VSWR @-40°C



### Insertion Loss @+85°C

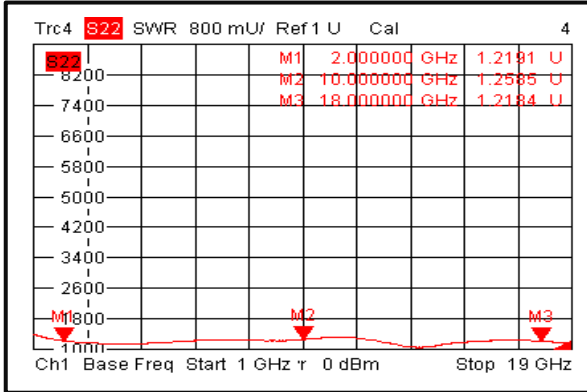


### Input VSWR @+85°C

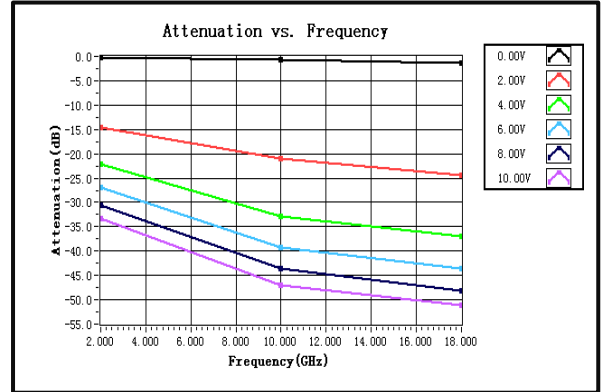




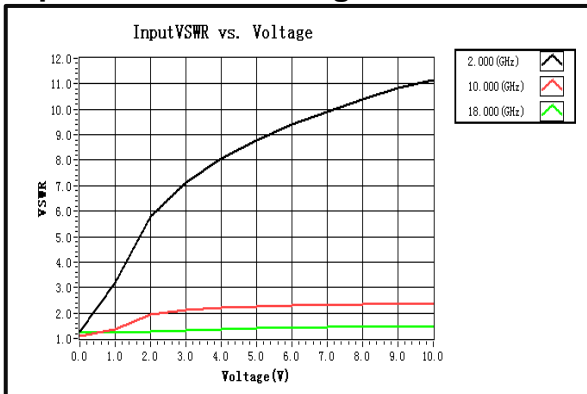
### Output VSWR @+85°C



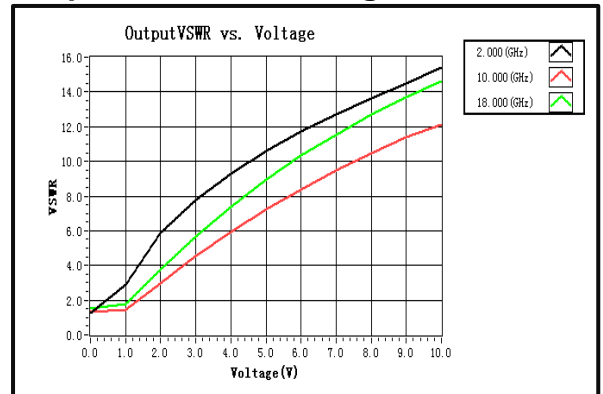
### Attenuation vs. Frequency



### Input VSWR vs. Voltage



### Output VSWR vs. Voltage



### Phase Shift vs. Frequency

